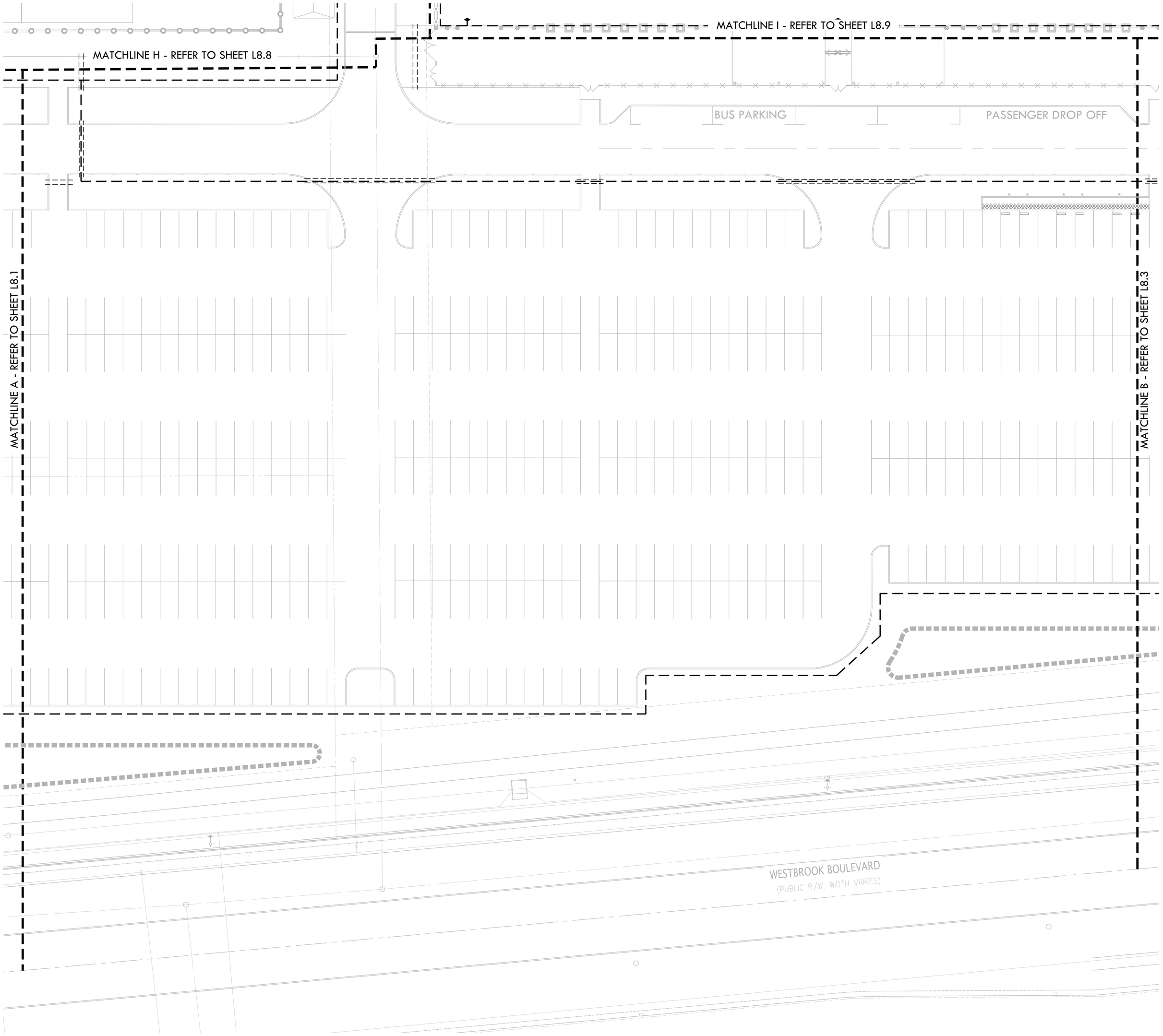

NORTH

0' 10' 20' 40' 80'

IRRIGATION NOTES

1. POC 1 IS DESIGNED TO OPERATE AT A MAXIMUM FLOW OF (90) GPM AND POC 2 IS DESIGNED TO OPERATE AT A MAXIMUM FLOW OF (27) GPM WITH A MINIMUM (60) STATIC P.S.I. AT BOTH POINTS OF CONNECTION. CONTRACTOR SHALL VERIFY PRESSURE PRIOR TO BEGINNING WORK. CONTACT OWNER IMMEDIATELY SHOULD DISCREPANCY ARISE AND RE-DIRECT WORK TO AVOID DELAY.
2. CONTRACTOR SHALL COORDINATE ELECTRICAL SUPPLY WITH GENERAL CONTRACTOR. GENERAL CONTRACTOR SHALL STUB APPROPRIATE POWER SUPPLY IN VICINITY OF CONTROLLER LOCATION.
3. IRRIGATION SYSTEM DESIGN IS DIAGRAMMATIC. WHERE PIPING, VALVES, QUICK COUPLERS, ETC. ARE SHOWN OUTSIDE PLANTING AREAS, OR LIMIT OF WORK; INTENT IS FOR PIPING, VALVES, ETC., TO BE INSTALLED WITHIN PLANTING AREAS OF PROPERTY. INDICATE EXACT LOCATIONS OF IRRIGATION EQUIPMENT ON RECORD DRAWINGS. REFER TO SPECIFICATIONS.
4. CONTRACTOR SHALL PROGRAM CONTROLLER TO ENSURE PROPER IRRIGATION. BASED ON PLANT TYPE, EXPOSURE AND SEASON.
5. CONTRACTOR SHALL USE EXTREME CARE WHERE IT IS NECESSARY TO TRENCH NEAR EXISTING TREES. EXCAVATION IN AREAS EXHIBITING ROOT 3" AND LARGER SHALL BE DONE BY HAND. ROOTS 2" OR LARGER IN DIAMETER DAMAGED IN CONSTRUCTION SHALL BE CLEANLY CUT.
6. CONTRACTOR SHALL MAKE MINOR ADJUSTMENTS TO HEAD LOCATIONS IN FIELD AS NECESSARY.
7. CONTRACTOR SHALL REFER TO DETAILS AND SPECIFICATIONS FOR ADDITIONAL INFORMATION.
8. ALL IRRIGATION COMPONENTS SHALL HAVE RECYCLED WATER IDENTIFIERS EXCEPT IRRIGATION BOXES. REFER TO SPECIFICATIONS.

IRRIGATION LEGEND

SYM.	MANUFAC.	MODEL NO./ DESCRIPTION	RAD.	GPM	PSI	DET REF
	RAINBIRD	ROTOR 8000 OR 5500	-	-	30	
	RAINBIRD	SPRAY HEADS R-VAN NOZZLES 1800 P45	-	-	30	
	RAINBIRD	BUBBLERS R-VAN SIDE STRIP NOZZLES 1800 PRS SERIES	-	-	30	
	RAINBIRD	-	-	-	30	
	RAINBIRD	-	-	-	30	
	RAINBIRD	-	-	-	30	
	RAINBIRD	-	-	-	30	
	RAINBIRD	-	-	-	50	
	RAINBIRD	-	-	-	50	
	RAINBIRD	-	-	-	50	
	RAINBIRD	PESB-PRS-D-R SERIES PRESSURE REGULATED PLASTIC REMOTE CONTROL VALVE. SIZE AS SHOWN, INSTALL WITHIN VALVE BOX AND "RCV" HEAT BRANDED ON COVER. INSTALL WITH ISOLATION VALVE PER CITY STANDARD DETAIL				
	NIBCO	NIBCO GATE VALVES SHALL BE LINE SIZED PER PLANS: VALVES 3" AND SMALLER SHALL BE NIBCO T-113-LF, VALVES 4" AND LARGER SHALL BE NIBCO F-619-LF FLANGED VALVE WITH SQUARE OPERATING UNIT.				
	RAINBIRD	QUICK COUPLER: RAINBIRD 44-NP: 1" NON-POTABLE, PURPLE LOCKING COVER, 2-PIECE BODY WITH 44-KEY AND SH-1 HOSE SWIVEL				
M		CONTRACTOR SHALL PURCHASE 4" RECYCLED WATER METER, SINGLE CHECK BACKFLOW DEVICE AND RESILIENT SEAT GATE VALVE THROUGH THE CITY AND INSTALL IN APPROXIMATE LOCATION AS SHOWN ON THE PLANS. INSTALL PER CITY OF ROSEVILLE ENVIRONMENTAL UTILITIES DEPARTMENT STANDARDS AND DETAILS, LATEST EDITION.				
F		AMIAD MANUAL STEEL FILTER PER CITY OF ROSEVILLE STANDARDS, MATCH LINE SIZE OF RECYCLED WATER METER.				
FS		CALSENSE MODEL FM-2B WITH MINIMUM FLOW READING OF 11 GPM AND MAXIMUM FLOW READING OF 166 GPM				
MV		3" SUPERIOR MODEL 3300-RW, ELECTRIC GLOBE VALVE CONSTRUCTED OF BRASS. REFER TO STANDARD SPECIFICATIONS, VALVE SHALL BE INSTALLED IN A 'JUMBO' SIZED VALVE BOX WITH LOCKING COVER AND 'MV' HEAT BRANDED ON COVER				
RV		6" CAL-VAL MODEL 690-01 DI BODY, SS TRIM AND PILOT VALVE RATED FOR 15-75 PSI				
BP		CUSTOM PUMP AND POWER. MODEL:				
A		3" IRRIGATION CONTROLLER				
B		1.3" IRRIGATION CONTROLLER				
		MAINLINE - 2-1/2" AND SMALLER: SCHEDULE 40 PURPLE PVC PIPE WITH SOLVENT-WELD FITTINGS AT 24" DEPTH. MAINLINE 3" AND LARGER: CLASS 200 PURPLE PVC PIPE RUBBER GASKETED PIPE AT 24" DEPTH. MAINLINE SHOWN IN HARDSCAPE FOR PLAN CLARITY. CONTRACTOR SHALL INSTALL MAIN LINE IN ADJACENT PLANTER AREA.				
		MAINLINE FOR POTABLE COUPLERS: 2" SCHEDULE 40 PVC WITH SOLVENT-WELD FITTINGS WITH 24" COVER				
		LATERAL LINE - SCHEDULE 40 PVC WITH SOLVENT-WELD FITTINGS, WITH 18" COVER, SIZE AS SHOWN. SEE NOTE NO. 10.				
		IRRIGATION SLEEVE - PIPE AT PAVEMENTS (SLEEVES) SHALL BE SCHEDULE 40 PVC. SIZE TO BE TWICE THE SIZE OF TOTAL PIPE DIAMETERS WITHIN THE SLEEVE, OR AS NOTED, WITH 30" COVER.				
		1" ELECTRICAL CONDUIT FOR FLOW SENSOR WIRING - SCH. 80 PVC AT 30" DEPTH WITH DETECTION LOCATOR TAPE.				
1 / 1" 11.3		CONTROLLER STATION NUMBER APPROX. GPM FLOW THROUGH VALVE CONTROL VALVE SIZE				
P.O.C.		POINT OF CONNECTION -CONTRACTOR TO FIELD LOCATE EXISTING 6" RECYCLED WATER LINE WITH BOX AND BLOW-OFF VALVE INSIDE. TAP INTO RECYCLED WATER LINE AND EXTEND MAINLINE TO PROJECT SITE AS SHOWN.				
1		CONTRACTOR TO TIE MAIN LINE FOR QUICK COUPLERS TO DOMESTIC WATER LINE. INSTALL GATE VALVE AND BACKFLOW PREVENTER.				
2		IRRIGATION MAINLINE, LATERAL LINE AND VALVES SHOWN IN CONCREETE FOR PLAN CLARITY. CONTRACTOR SHALL INSTALL MAINLINE IN ADJACENT PLANTING AREA PER CITY STANDARD DETAIL.				
		BACKFLOW PREVENTER FOR QUICK COUPLERS: WILKENS 1-1/2", MODEL 975XL REDUCED PRESSURE BACKFLOW PREVENTION DEVICE				

KEY MAP

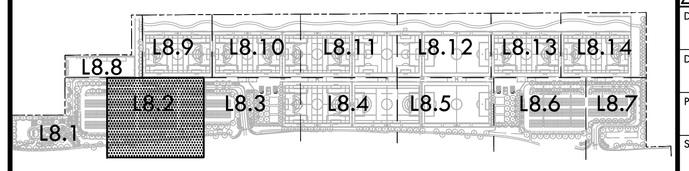

VERDE DESIGN
LANDSCAPE ARCHITECTURE
CIVIL ENGINEERING
SPORT PLANNING & DESIGN
1843 Iron Point Rd. Suite 140
Folsom, CA 95630
tel: 916.415.6654
fax: 916.415.6525
www.VerdeDesigninc.com

STAMP

REGISTERED LANDSCAPE ARCHITECT
MARK S. BAGINSKI
No. 4089
Signature
EXPIRATION DATE: JULY 2023
STATE OF CALIFORNIA

CONSULTANT

SHEET TITLE
IRRIGATION PLAN

PROJECT NAME
ROSEVILLE SOCCER COMPLEX

PROJECT ADDRESS
2600 WESTBROOK BLVD
ROSEVILLE, CA 95747

SUBMITTAL	DATE
30% SUBMITTAL	04/29/22

NO.	REVISIONS	DATE

DRAWN BY
CHECKED BY
DATE ISSUED 04/29/2022
SCALE 1"=20'-0"
PROJ. NO. 2103800
SHEET NO. L8.2

ALL IDEAS, DESIGNS, ARRANGEMENTS, AND PLANS INDICATED OR REPRESENTED BY THIS DRAWING ARE OWNED BY AND THE PROPERTY OF VERDE DESIGN, INC. AND WERE PREPARED, EVOLVED, AND DEVELOPED FOR USE ON AND IN CONNECTION WITH THE SPECIFIED PROJECT. NONE OF SUCH IDEAS, DESIGNS, ARRANGEMENTS, AND PLANS SHALL BE USED BY ANY PERSON, FIRM OR CORPORATION FOR ANY PURPOSE WHATSOEVER, NOR SHALL THEY BE DISCLOSED TO ANY OTHER PERSON, FIRM OR CORPORATION WITHOUT THE WRITTEN CONSENT OF VERDE DESIGN, INC.

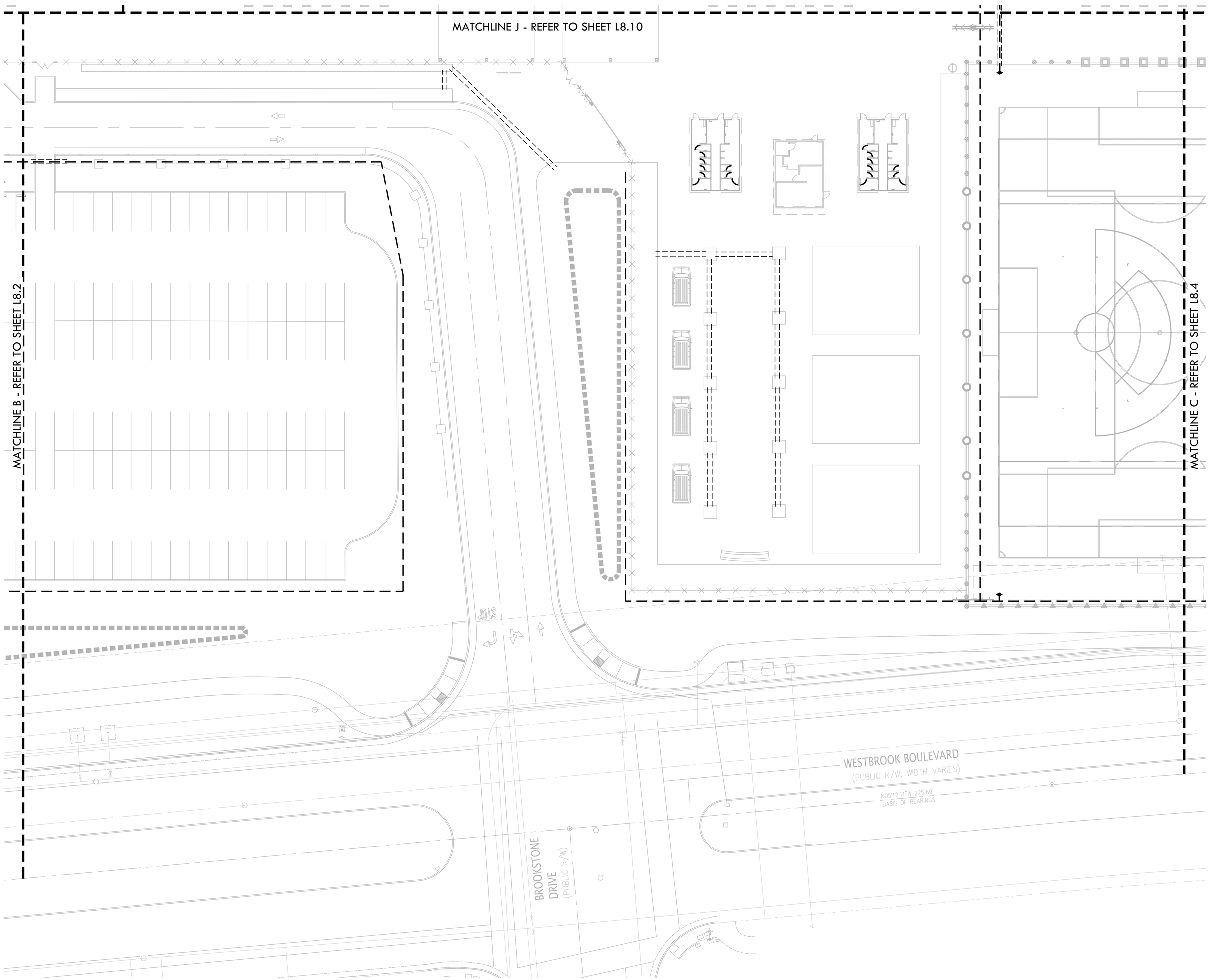

NORTH

0' 10' 20' 40' 80'

IRRIGATION NOTES

1. POC 1 IS DESIGNED TO OPERATE AT A MAXIMUM FLOW OF (90) GPM AND POC 2 IS DESIGNED TO OPERATE AT A MAXIMUM FLOW OF (27) GPM WITH A MINIMUM (60) STATIC P.S.I. AT BOTH POINTS OF CONNECTION. CONTRACTOR SHALL VERIFY PRESSURE PRIOR TO BEGINNING WORK. CONTACT OWNER IMMEDIATELY SHOULD DISCREPANCY ARISE AND RE-DIRECT WORK TO AVOID DELAY.
2. CONTRACTOR SHALL COORDINATE ELECTRICAL SUPPLY WITH GENERAL CONTRACTOR. GENERAL CONTRACTOR SHALL STUB APPROPRIATE POWER SUPPLY IN VICINITY OF CONTROLLER LOCATION.
3. IRRIGATION SYSTEM DESIGN IS DIAGRAMMATIC. WHERE PIPING, VALVES, QUICK COUPLERS, ETC. ARE SHOWN OUTSIDE PLANTING AREAS, OR LIMIT OF WORK; INTENT IS FOR PIPING, VALVES, ETC., TO BE INSTALLED WITHIN PLANTING AREAS OF PROPERTY. INDICATE EXACT LOCATIONS OF IRRIGATION EQUIPMENT ON RECORD DRAWINGS. REFER TO SPECIFICATIONS.
4. CONTRACTOR SHALL PROGRAM CONTROLLER TO ENSURE PROPER IRRIGATION. BASED ON PLANT TYPE, EXPOSURE AND SEASON.
5. CONTRACTOR SHALL USE EXTREME CARE WHERE IT IS NECESSARY TO TRENCH NEAR EXISTING TREES. EXCAVATION IN AREAS EXHIBITING ROOT 3" AND LARGER SHALL BE DONE BY HAND. ROOTS 2" OR LARGER IN DIAMETER DAMAGED IN CONSTRUCTION SHALL BE CLEANLY CUT.
6. CONTRACTOR SHALL MAKE MINOR ADJUSTMENTS TO HEAD LOCATIONS IN FIELD AS NECESSARY.
7. CONTRACTOR SHALL REFER TO DETAILS AND SPECIFICATIONS FOR ADDITIONAL INFORMATION.
8. ALL IRRIGATION COMPONENTS SHALL HAVE RECYCLED WATER IDENTIFIERS EXCEPT IRRIGATION BOXES. REFER TO SPECIFICATIONS.

IRRIGATION LEGEND

SYM.	MANUFAC.	MODEL NO./ DESCRIPTION	RAD.	GPM	PSI	DET REF
	RAINBIRD	ROTOR 8000 OR 5500	-	-	30	
	RAINBIRD	SPRAY HEADS R-VAN NOZZLES 1800 P45	-	-	30	
	RAINBIRD	BUBBLERS R-VAN SIDE STRIP NOZZLES 1800 PRS SERIES	-	-	30	
	RAINBIRD	-	-	-	30	
	RAINBIRD	-	-	-	30	
	RAINBIRD	-	-	-	30	
	RAINBIRD	-	-	-	30	
	RAINBIRD	-	-	-	50	
	RAINBIRD	-	-	-	50	
	RAINBIRD	-	-	-	50	
	RAINBIRD	-	-	-	50	
	RAINBIRD	PESB-PRS-D-R SERIES PRESSURE REGULATED PLASTIC REMOTE CONTROL VALVE. SIZE AS SHOWN. INSTALL WITHIN VALVE BOX AND 'RCV' HEAT BRANDED ON COVER. INSTALL WITH ISOLATION VALVE PER CITY STANDARD DETAIL				
	NIBCO	NIBCO GATE VALVES SHALL BE LINE SIZED PER PLANS: VALVES 3" AND SMALLER SHALL BE NIBCO T-113-LF. VALVES 4" AND LARGER SHALL BE NIBCO F-619-LF FLANGED VALVE WITH SQUARE OPERATING UNIT.				
	RAINBIRD	QUICK COUPLER: RAINBIRD 44-NP: 1" NON-POTABLE, PURPLE LOCKING COVER, 2-PIECE BODY WITH 44-KEY AND SH-1 HOSE SWIVEL				
M		CONTRACTOR SHALL PURCHASE 4" RECYCLED WATER METER, SINGLE CHECK BACKFLOW DEVICE AND RESILIENT SEAT GATE VALVE THROUGH THE CITY AND INSTALL IN APPROXIMATE LOCATION AS SHOWN ON THE PLANS. INSTALL PER CITY OF ROSEVILLE ENVIRONMENTAL UTILITIES DEPARTMENT STANDARDS AND DETAILS, LATEST EDITION.				
F		AMIAD MANUAL STEEL FILTER PER CITY OF ROSEVILLE STANDARDS, MATCH LINE SIZE OF RECYCLED WATER METER.				
FS		CALSENSE MODEL FM-2B WITH MINIMUM FLOW READING OF 11 GPM AND MAXIMUM FLOW READING OF 166 GPM				
MV		3" SUPERIOR MODEL 3300-RW, ELECTRIC GLOBE VALVE CONSTRUCTED OF BRASS. REFER TO STANDARD SPECIFICATIONS, VALVE SHALL BE INSTALLED IN A 'JUMBO' SIZED VALVE BOX WITH LOCKING COVER AND 'MV' HEAT BRANDED ON COVER				
RV		6" CAL-VAL MODEL 690-01 DI BODY, SS TRIM AND PILOT VALVE RATED FOR 15-75 PSI				
BP		CUSTOM PUMP AND POWER. MODEL:				
A		3" IRRIGATION CONTROLLER				
B		1.3" IRRIGATION CONTROLLER				
		MAINLINE - 2-1/2" AND SMALLER: SCHEDULE 40 PURPLE PVC PIPE WITH SOLVENT-WELD FITTINGS AT 24" DEPTH. MAINLINE 3" AND LARGER: CLASS 200 PURPLE PVC PIPE RUBBER GASKETED PIPE AT 24" DEPTH. MAINLINE SHOWN IN HARDSCAPE FOR PLAN CLARITY. CONTRACTOR SHALL INSTALL MAIN LINE IN ADJACENT PLANTER AREA.				
		MAINLINE FOR POTABLE COUPLERS: 2" SCHEDULE 40 PVC WITH SOLVENT-WELD FITTINGS WITH 24" COVER				
		LATERAL LINE - SCHEDULE 40 PVC WITH SOLVENT-WELD FITTINGS, WITH 18" COVER, SIZE AS SHOWN. SEE NOTE NO. 10.				
		IRRIGATION SLEEVE - PIPE AT PAVEMENTS (SLEEVES) SHALL BE SCHEDULE 40 PVC. SIZE TO BE TWICE THE SIZE OF TOTAL PIPE DIAMETERS WITHIN THE SLEEVE, OR AS NOTED, WITH 30" COVER.				
		1" ELECTRICAL CONDUIT FOR FLOW SENSOR WIRING - SCH. 80 PVC AT 30" DEPTH WITH DETECTION LOCATOR TAPE.				
1 / 1" / 1.3		CONTROLLER STATION NUMBER APPROX. GPM FLOW THROUGH VALVE CONTROL VALVE SIZE				
P.O.C.		POINT OF CONNECTION -CONTRACTOR TO FIELD LOCATE EXISTING 6" RECYCLED WATER LINE WITH BOX AND BLOW-OFF VALVE INSIDE. TAP INTO RECYCLED WATER LINE AND EXTEND MAINLINE TO PROJECT SITE AS SHOWN.				
1		CONTRACTOR TO TIE MAIN LINE FOR QUICK COUPLERS TO DOMESTIC WATER LINE. INSTALL GATE VALVE AND BACKFLOW PREVENTER.				
2		IRRIGATION MAINLINE, LATERAL LINE AND VALVES SHOWN IN CONCRETE FOR PLAN CLARITY. CONTRACTOR SHALL INSTALL MAINLINE IN ADJACENT PLANTING AREA PER CITY STANDARD DETAIL.				
		BACKFLOW PREVENTER FOR QUICK COUPLERS: WILKENS 1-1/2", MODEL 975XL REDUCED PRESSURE BACKFLOW PREVENTION DEVICE				

KEY MAP

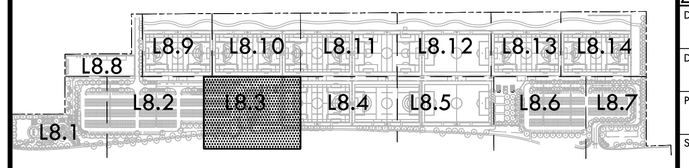

VERDE DESIGN
LANDSCAPE ARCHITECTURE
CIVIL ENGINEERING
SPORT PLANNING & DESIGN
1843 Iron Point Rd. Suite 140
Folsom, CA 95630
tel: 916.415.6554
fax: 916.415.6525
www.VerdeDesignInc.com

STAMP

CONSULTANT

SHEET TITLE
IRRIGATION PLAN

PROJECT NAME
ROSEVILLE SOCCER COMPLEX

PROJECT ADDRESS
2600 WESTBROOK BLVD
ROSEVILLE, CA 95747

SUBMITTAL	DATE
30% SUBMITTAL	04/29/22

NO.	REVISIONS	DATE

DRAWN BY
CHECKED BY
DATE ISSUED 04/29/2022
SCALE 1"=20'-0"
PROJ. NO. 2103800
SHEET NO. L8.3

ALL IDEAS, DESIGNS, ARRANGEMENTS, AND PLANS INDICATED OR REPRESENTED BY THIS DRAWING ARE OWNED BY AND ARE PROPERTY OF VERDE DESIGN, INC. AND WERE CREATED, EVOLVED AND DEVELOPED FOR USE ON AND IN CONNECTION WITH THE SPECIFIED PROJECT. NONE OF SUCH IDEAS, DESIGNS, ARRANGEMENTS, AND PLANS SHALL BE USED BY ANY PERSON OR ENTITY FOR ANY PURPOSE WHATSOEVER, NOR SHALL THEY BE DISCLOSED TO ANY OTHER PERSON OR ENTITY WITHOUT THE WRITTEN CONSENT OF VERDE DESIGN, INC.

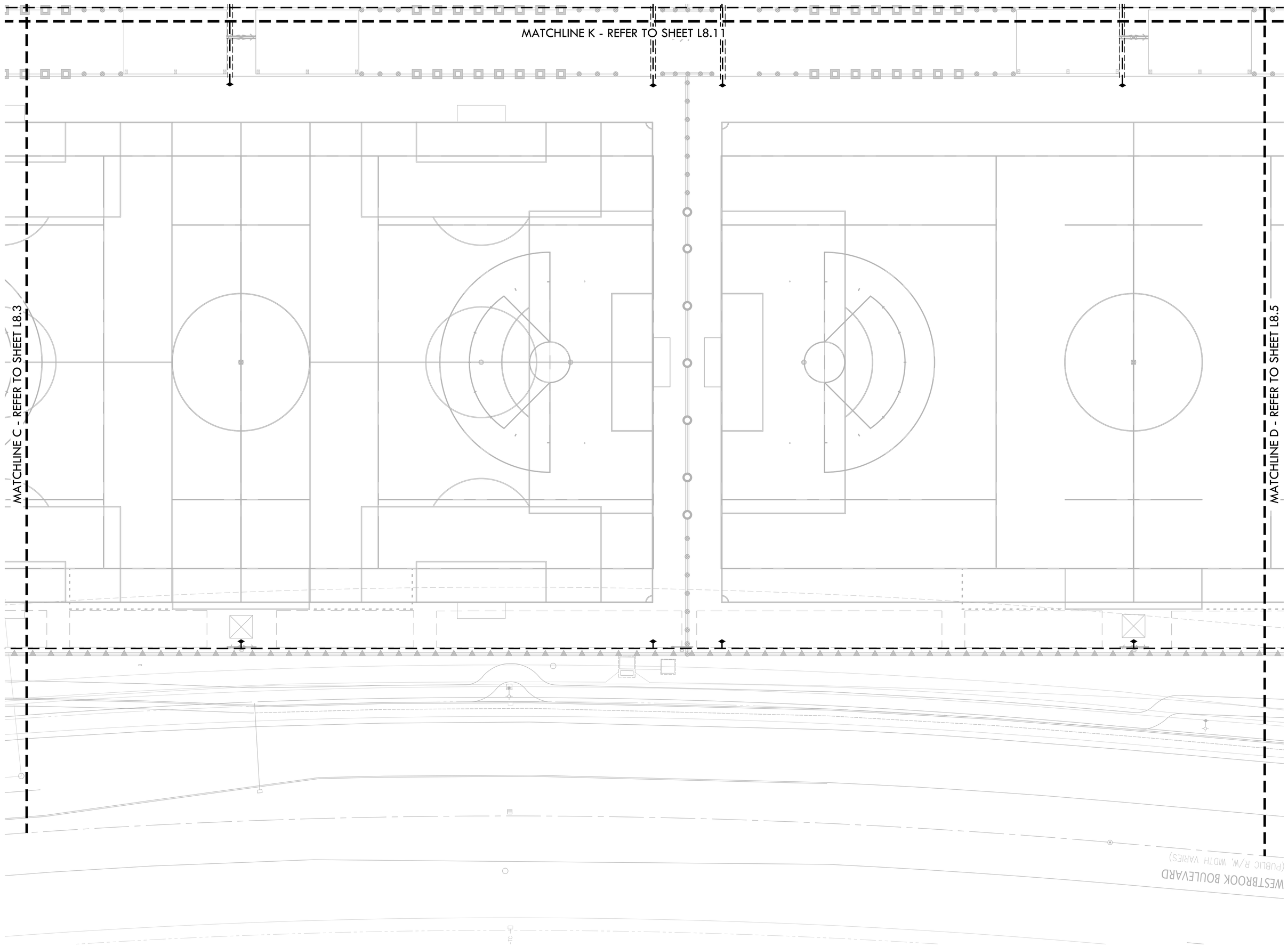

IRRIGATION NOTES

1. POC 1 IS DESIGNED TO OPERATE AT A MAXIMUM FLOW OF (90) GPM AND POC 2 IS DESIGNED TO OPERATE AT A MAXIMUM FLOW OF (27) GPM WITH A MINIMUM (60) STATIC P.S.I. AT BOTH POINTS OF CONNECTION. CONTRACTOR SHALL VERIFY PRESSURE PRIOR TO BEGINNING WORK. CONTACT OWNER IMMEDIATELY SHOULD DISCREPANCY ARISE AND RE-DIRECT WORK TO AVOID DELAY.
2. CONTRACTOR SHALL COORDINATE ELECTRICAL SUPPLY WITH GENERAL CONTRACTOR. GENERAL CONTRACTOR SHALL STUB APPROPRIATE POWER SUPPLY IN VICINITY OF CONTROLLER LOCATION.
3. IRRIGATION SYSTEM DESIGN IS DIAGRAMMATIC. WHERE PIPING, VALVES, QUICK COUPLERS, ETC. ARE SHOWN OUTSIDE PLANTING AREAS, OR LIMIT OF WORK; INTENT IS FOR PIPING, VALVES, ETC., TO BE INSTALLED WITHIN PLANTING AREAS OF PROPERTY. INDICATE EXACT LOCATIONS OF IRRIGATION EQUIPMENT ON RECORD DRAWINGS. REFER TO SPECIFICATIONS.
4. CONTRACTOR SHALL PROGRAM CONTROLLER TO ENSURE PROPER IRRIGATION. BASED ON PLANT TYPE, EXPOSURE AND SEASON.
5. CONTRACTOR SHALL USE EXTREME CARE WHERE IT IS NECESSARY TO TRENCH NEAR EXISTING TREES. EXCAVATION IN AREAS EXHIBITING ROOT 3" AND LARGER SHALL BE DONE BY HAND. ROOTS 2" OR LARGER IN DIAMETER DAMAGED IN CONSTRUCTION SHALL BE CLEANLY CUT.
6. CONTRACTOR SHALL MAKE MINOR ADJUSTMENTS TO HEAD LOCATIONS IN FIELD AS NECESSARY.
7. CONTRACTOR SHALL REFER TO DETAILS AND SPECIFICATIONS FOR ADDITIONAL INFORMATION.
8. ALL IRRIGATION COMPONENTS SHALL HAVE RECYCLED WATER IDENTIFIERS EXCEPT IRRIGATION BOXES. REFER TO SPECIFICATIONS.

IRRIGATION LEGEND

SYM.	MANUFAC.	MODEL NO./ DESCRIPTION	RAD.	GPM	PSI	DET REF
	RAINBIRD	ROTOR 8000 OR 5500	-	-	30	
	RAINBIRD	SPRAY HEADS R-VAN NOZZLES 1800 P45	-	-	30	
	RAINBIRD	BUBBLERS R-VAN SIDE STRIP NOZZLES 1800 PRS SERIES	-	-	30	
	RAINBIRD	-	-	-	30	
	RAINBIRD	-	-	-	30	
	RAINBIRD	-	-	-	30	
	RAINBIRD	-	-	-	30	
	RAINBIRD	-	-	-	50	
	RAINBIRD	-	-	-	50	
	RAINBIRD	-	-	-	50	
	RAINBIRD	-	-	-	50	
	RAINBIRD	PESB-PRS-D-R SERIES PRESSURE REGULATED PLASTIC REMOTE CONTROL VALVE. SIZE AS SHOWN, INSTALL WITHIN VALVE BOX AND 'RCV' HEAT BRANDED ON COVER. INSTALL WITH ISOLATION VALVE PER CITY STANDARD DETAIL				
	NIBCO	NIBCO GATE VALVES SHALL BE LINE SIZED PER PLANS: VALVES 3" AND SMALLER SHALL BE NIBCO T-113-LF. VALVES 4" AND LARGER SHALL BE NIBCO F-619-LF FLANGED VALVE WITH SQUARE OPERATING UNIT.				
	RAINBIRD	QUICK COUPLER: RAINBIRD 44-NP: 1" NON-POTABLE, PURPLE LOCKING COVER, 2-PIECE BODY WITH 44-KEY AND SH-1 HOSE SWIVEL				
M		CONTRACTOR SHALL PURCHASE 4" RECYCLED WATER METER, SINGLE CHECK BACKFLOW DEVICE AND RESILIENT SEAT GATE VALVE THROUGH THE CITY AND INSTALL IN APPROXIMATE LOCATION AS SHOWN ON THE PLANS. INSTALL PER CITY OF ROSEVILLE ENVIRONMENTAL UTILITIES DEPARTMENT STANDARDS AND DETAILS, LATEST EDITION.				
F		AMIAD MANUAL STEEL FILTER PER CITY OF ROSEVILLE STANDARDS, MATCH LINE SIZE OF RECYCLED WATER METER.				
FS		CALSENSE MODEL FM-2B WITH MINIMUM FLOW READING OF 11 GPM AND MAXIMUM FLOW READING OF 166 GPM				
MV		3" SUPERIOR MODEL 3300-RW, ELECTRIC GLOBE VALVE CONSTRUCTED OF BRASS. REFER TO STANDARD SPECIFICATIONS, VALVE SHALL BE INSTALLED IN A 'JUMBO' SIZED VALVE BOX WITH LOCKING COVER AND 'MV' HEAT BRANDED ON COVER				
RV		6" CAL-VAL MODEL 690-01 DI BODY, SS TRIM AND PILOT VALVE RATED FOR 15-75 PSI				
BP		CUSTOM PUMP AND POWER. MODEL:				
A		3" IRRIGATION CONTROLLER				
B		1.3" IRRIGATION CONTROLLER				
		MAINLINE - 2-1/2" AND SMALLER: SCHEDULE 40 PURPLE PVC PIPE WITH SOLVENT-WELD FITTINGS AT 24" DEPTH. MAINLINE 3" AND LARGER: CLASS 200 PURPLE PVC PIPE RUBBER GASKETED PIPE AT 24" DEPTH. MAINLINE SHOWN IN HARDSCAPE FOR PLAN CLARITY. CONTRACTOR SHALL INSTALL MAIN LINE IN ADJACENT PLANTER AREA.				
		MAINLINE FOR POTABLE COUPLERS: 2" SCHEDULE 40 PVC WITH SOLVENT-WELD FITTINGS WITH 24" COVER				
		LATERAL LINE - SCHEDULE 40 PVC WITH SOLVENT-WELD FITTINGS, WITH 18" COVER, SIZE AS SHOWN. SEE NOTE NO. 10.				
		IRRIGATION SLEEVE - PIPE AT PAVEMENTS (SLEEVES) SHALL BE SCHEDULE 40 PVC. SIZE TO BE TWICE THE SIZE OF TOTAL PIPE DIAMETERS WITHIN THE SLEEVE, OR AS NOTED, WITH 30" COVER.				
		1" ELECTRICAL CONDUIT FOR FLOW SENSOR WIRING - SCH. 80 PVC AT 30" DEPTH WITH DETECTION LOCATOR TAPE.				
1 / 1" / 1.3		CONTROLLER STATION NUMBER APPROX. GPM FLOW THROUGH VALVE CONTROL VALVE SIZE				
P.O.C.		POINT OF CONNECTION -CONTRACTOR TO FIELD LOCATE EXISTING 6" RECYCLED WATER LINE WITH BOX AND BLOW-OFF VALVE INSIDE. TAP INTO RECYCLED WATER LINE AND EXTEND MAINLINE TO PROJECT SITE AS SHOWN.				
1		CONTRACTOR TO TIE MAIN LINE FOR QUICK COUPLERS TO DOMESTIC WATER LINE. INSTALL GATE VALVE AND BACKFLOW PREVENTER.				
2		IRRIGATION MAINLINE, LATERAL LINE AND VALVES SHOWN IN CONCRETE FOR PLAN CLARITY. CONTRACTOR SHALL INSTALL MAINLINE IN ADJACENT PLANTING AREA PER CITY STANDARD DETAIL.				
		BACKFLOW PREVENTER FOR QUICK COUPLERS: WILKENS 1-1/2", MODEL 975XL REDUCED PRESSURE BACKFLOW PREVENTION DEVICE				

KEY MAP

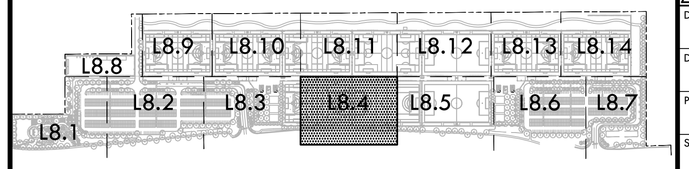

NORTH

0' 10' 20' 40' 80'

VERDE DESIGN
LANDSCAPE ARCHITECTURE
CIVIL ENGINEERING
SPORT PLANNING & DESIGN
1843 Iron Point Rd. Suite 140
Folsom, CA 95630
tel: 916.415.6554
fax: 916.415.6525
www.VerdeDesigninc.com

STAMP

CONSULTANT

SHEET TITLE
IRRIGATION PLAN

PROJECT NAME
ROSEVILLE SOCCER COMPLEX

PROJECT ADDRESS
2600 WESTBROOK BLVD
ROSEVILLE, CA 95747

SUBMITTAL	DATE
30% SUBMITTAL	04/29/22

NO.	REVISIONS	DATE

DRAWN BY
CHECKED BY
DATE ISSUED 04/29/2022
SCALE 1"=20'-0"
PROJ. NO. 2103800
SHEET NO. L8.4

IRRIGATION PLAN

ALL IDEAS, DESIGNS, ARRANGEMENTS, AND PLANS INDICATED OR REPRESENTED BY THIS DRAWING ARE OWNED BY AND ARE PROPERTY OF VERDE DESIGN, INC. AND WERE CREATED, EVOLVED AND DEVELOPED FOR USE ON AND IN CONNECTION WITH THE SPECIFIED PROJECT. NONE OF SUCH IDEAS, DESIGNS, ARRANGEMENTS, AND PLANS MAY BE USED BY ANY PERSON ON OTHER PROJECTS OR FOR ANY OTHER PURPOSE EXCEPT BY WRITTEN AGREEMENT WITH THE ARCHITECT.

DRAWING NAME: Y:\Projects-FO\2021\2103800 - Roseville G Soccer Complex\CAD_IRR-RSC.dwg
PLOT DATE: 04-28-22 PLOTTED BY: station49

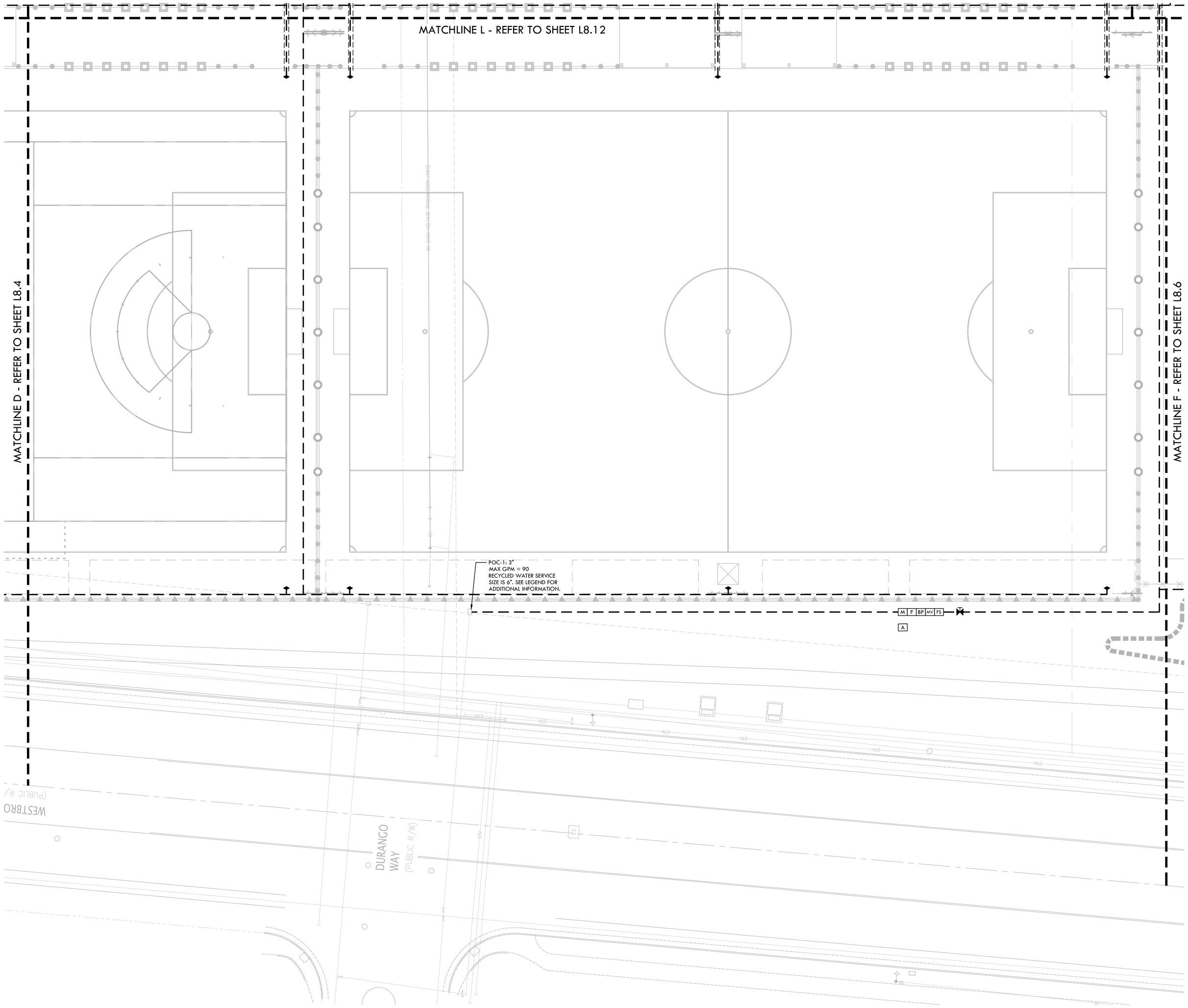

IRRIGATION NOTES

1. POC 1 IS DESIGNED TO OPERATE AT A MAXIMUM FLOW OF (90) GPM AND POC 2 IS DESIGNED TO OPERATE AT A MAXIMUM FLOW OF (27) GPM WITH A MINIMUM (60) STATIC P.S.I. AT BOTH POINTS OF CONNECTION. CONTRACTOR SHALL VERIFY PRESSURE PRIOR TO BEGINNING WORK. CONTACT OWNER IMMEDIATELY SHOULD DISCREPANCY ARISE AND RE-DIRECT WORK TO AVOID DELAY.
2. CONTRACTOR SHALL COORDINATE ELECTRICAL SUPPLY WITH GENERAL CONTRACTOR. GENERAL CONTRACTOR SHALL STUB APPROPRIATE POWER SUPPLY IN VICINITY OF CONTROLLER LOCATION.
3. IRRIGATION SYSTEM DESIGN IS DIAGRAMMATIC. WHERE PIPING, VALVES, QUICK COUPLERS, ETC. ARE SHOWN OUTSIDE PLANTING AREAS, OR LIMIT OF WORK; INTENT IS FOR PIPING, VALVES, ETC., TO BE INSTALLED WITHIN PLANTING AREAS OF PROPERTY. INDICATE EXACT LOCATIONS OF IRRIGATION EQUIPMENT ON RECORD DRAWINGS. REFER TO SPECIFICATIONS.
4. CONTRACTOR SHALL PROGRAM CONTROLLER TO ENSURE PROPER IRRIGATION. BASED ON PLANT TYPE, EXPOSURE AND SEASON.
5. CONTRACTOR SHALL USE EXTREME CARE WHERE IT IS NECESSARY TO TRENCH NEAR EXISTING TREES. EXCAVATION IN AREAS EXHIBITING ROOT 3" AND LARGER SHALL BE DONE BY HAND. ROOTS 2" OR LARGER IN DIAMETER DAMAGED IN CONSTRUCTION SHALL BE CLEANLY CUT.
6. CONTRACTOR SHALL MAKE MINOR ADJUSTMENTS TO HEAD LOCATIONS IN FIELD AS NECESSARY.
7. CONTRACTOR SHALL REFER TO DETAILS AND SPECIFICATIONS FOR ADDITIONAL INFORMATION.
8. ALL IRRIGATION COMPONENTS SHALL HAVE RECYCLED WATER IDENTIFIERS EXCEPT IRRIGATION BOXES. REFER TO SPECIFICATIONS.

IRRIGATION LEGEND

SYM.	MANUFAC.	MODEL NO./ DESCRIPTION	RAD.	GPM	PSI	DET REF
	RAINBIRD	ROTOR 8000 OR 5500	-	-	30	
	RAINBIRD	SPRAY HEADS R-VAN NOZZLES 1800 P45	-	-	30	
	RAINBIRD	BUBBLERS R-VAN SIDE STRIP NOZZLES 1800 PRS SERIES	-	-	30	
	RAINBIRD	-	-	-	30	
	RAINBIRD	-	-	-	30	
	RAINBIRD	-	-	-	30	
	RAINBIRD	-	-	-	30	
	RAINBIRD	-	-	-	50	
	RAINBIRD	-	-	-	50	
	RAINBIRD	-	-	-	50	
	RAINBIRD	-	-	-	50	
	RAINBIRD	PESB-PRS-D-R SERIES PRESSURE REGULATED PLASTIC REMOTE CONTROL VALVE. SIZE AS SHOWN, INSTALL WITHIN VALVE BOX AND "RCV" HEAT BRANDED ON COVER. INSTALL WITH ISOLATION VALVE PER CITY STANDARD DETAIL				
	NIBCO	NIBCO GATE VALVES SHALL BE LINE SIZED PER PLANS: VALVES 3" AND SMALLER SHALL BE NIBCO T-113-LF, VALVES 4" AND LARGER SHALL BE NIBCO F-619-LF FLANGED VALVE WITH SQUARE OPERATING UNIT.				
	RAINBIRD	QUICK COUPLER: RAINBIRD 44-NP: 1" NON-POTABLE, PURPLE LOCKING COVER, 2-PIECE BODY WITH 44-KEY AND SH-1 HOSE SWIVEL				
M		CONTRACTOR SHALL PURCHASE 4" RECYCLED WATER METER, SINGLE CHECK BACKFLOW DEVICE AND RESILIENT SEAT GATE VALVE THROUGH THE CITY AND INSTALL IN APPROXIMATE LOCATION AS SHOWN ON THE PLANS. INSTALL PER CITY OF ROSEVILLE ENVIRONMENTAL UTILITIES DEPARTMENT STANDARDS AND DETAILS, LATEST EDITION.				
F		AMIAD MANUAL STEEL FILTER PER CITY OF ROSEVILLE STANDARDS, MATCH LINE SIZE OF RECYCLED WATER METER.				
FS		CALSENSE MODEL FM-2B WITH MINIMUM FLOW READING OF 11 GPM AND MAXIMUM FLOW READING OF 166 GPM				
MV		3" SUPERIOR MODEL 3300-RW, ELECTRIC GLOBE VALVE CONSTRUCTED OF BRASS. REFER TO STANDARD SPECIFICATIONS, VALVE SHALL BE INSTALLED IN A 'JUMBO' SIZED VALVE BOX WITH LOCKING COVER AND 'MV' HEAT BRANDED ON COVER				
RV		6" CAL-VAL MODEL 690-01 DI BODY, SS TRIM AND PILOT VALVE RATED FOR 15-75 PSI				
BP		CUSTOM PUMP AND POWER. MODEL:				
A		3" IRRIGATION CONTROLLER				
B		1.3" IRRIGATION CONTROLLER				
		MAINLINE - 2-1/2" AND SMALLER: SCHEDULE 40 PURPLE PVC PIPE WITH SOLVENT-WELD FITTINGS AT 24" DEPTH. MAINLINE 3" AND LARGER: CLASS 200 PURPLE PVC PIPE RUBBER GASKETED PIPE AT 24" DEPTH. MAINLINE SHOWN IN HARDSCAPE FOR PLAN CLARITY. CONTRACTOR SHALL INSTALL MAIN LINE IN ADJACENT PLANTER AREA.				
		MAINLINE FOR POTABLE COUPLERS: 2" SCHEDULE 40 PVC WITH SOLVENT-WELD FITTINGS WITH 24" COVER				
		LATERAL LINE - SCHEDULE 40 PVC WITH SOLVENT-WELD FITTINGS, WITH 18" COVER, SIZE AS SHOWN. SEE NOTE NO. 10.				
		IRRIGATION SLEEVE - PIPE AT PAVEMENTS (SLEEVES) SHALL BE SCHEDULE 40 PVC. SIZE TO BE TWICE THE SIZE OF TOTAL PIPE DIAMETERS WITHIN THE SLEEVE, OR AS NOTED, WITH 30" COVER.				
		1" ELECTRICAL CONDUIT FOR FLOW SENSOR WIRING - SCH. 80 PVC AT 30" DEPTH WITH DETECTION LOCATOR TAPE.				
1 / 1" / 1.3		CONTROLLER STATION NUMBER APPROX. GPM FLOW THROUGH VALVE CONTROL VALVE SIZE				
P.O.C.		POINT OF CONNECTION -CONTRACTOR TO FIELD LOCATE EXISTING 6" RECYCLED WATER LINE WITH BOX AND BLOW-OFF VALVE INSIDE. TAP INTO RECYCLED WATER LINE AND EXTEND MAINLINE TO PROJECT SITE AS SHOWN.				
1		CONTRACTOR TO TIE MAIN LINE FOR QUICK COUPLERS TO DOMESTIC WATER LINE. INSTALL GATE VALVE AND BACKFLOW PREVENTER.				
2		IRRIGATION MAINLINE, LATERAL LINE AND VALVES SHOWN IN CONCRETE FOR PLAN CLARITY. CONTRACTOR SHALL INSTALL MAINLINE IN ADJACENT PLANTING AREA PER CITY STANDARD DETAIL.				
		BACKFLOW PREVENTER FOR QUICK COUPLERS: WILKENS 1-1/2", MODEL 975XL REDUCED PRESSURE BACKFLOW PREVENTION DEVICE				

KEY MAP

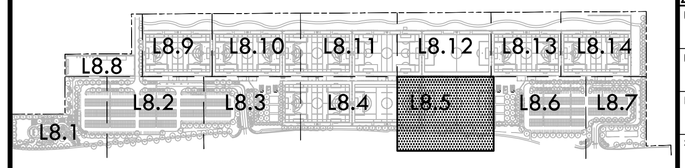

NORTH

0' 10' 20' 40' 80'

VERDE DESIGN
LANDSCAPE ARCHITECTURE
CIVIL ENGINEERING
SPORT PLANNING & DESIGN
1843 Iron Point Rd. Suite 140
Folsom, CA 95630
tel: 916.415.6554
fax: 916.415.6525
www.VerdeDesigninc.com

STAMP

CONSULTANT

SHEET TITLE
IRRIGATION PLAN

PROJECT NAME
ROSEVILLE SOCCER COMPLEX

PROJECT ADDRESS
2600 WESTBROOK BLVD
ROSEVILLE, CA 95747

SUBMITTAL	DATE
30% SUBMITTAL	04/29/22

NO.	REVISIONS	DATE

DRAWN BY | CHECKED BY

DATE ISSUED 04/29/2022 | SCALE 1"=20'-0"

PROJ. NO. 2103800

SHEET NO. L8.5

ALL IDEAS, DESIGNS, ARRANGEMENTS, AND PLANS INDICATED OR REPRESENTED BY THIS DRAWING ARE OWNED BY AND THE PROPERTY OF VERDE DESIGN, INC. AND WERE CREATED, EVOLVED, AND DEVELOPED FOR USE ON AND IN CONNECTION WITH THE SPECIFIED PROJECT. NONE OF SUCH IDEAS, DESIGNS, ARRANGEMENTS, AND PLANS SHALL BE USED BY ANY PERSON OR ENTITY FOR ANY PURPOSE WHATSOEVER, NOR SHALL THEY BE DISCLOSED TO ANY OTHER PERSON OR ENTITY WITHOUT THE WRITTEN CONSENT OF VERDE DESIGN, INC.

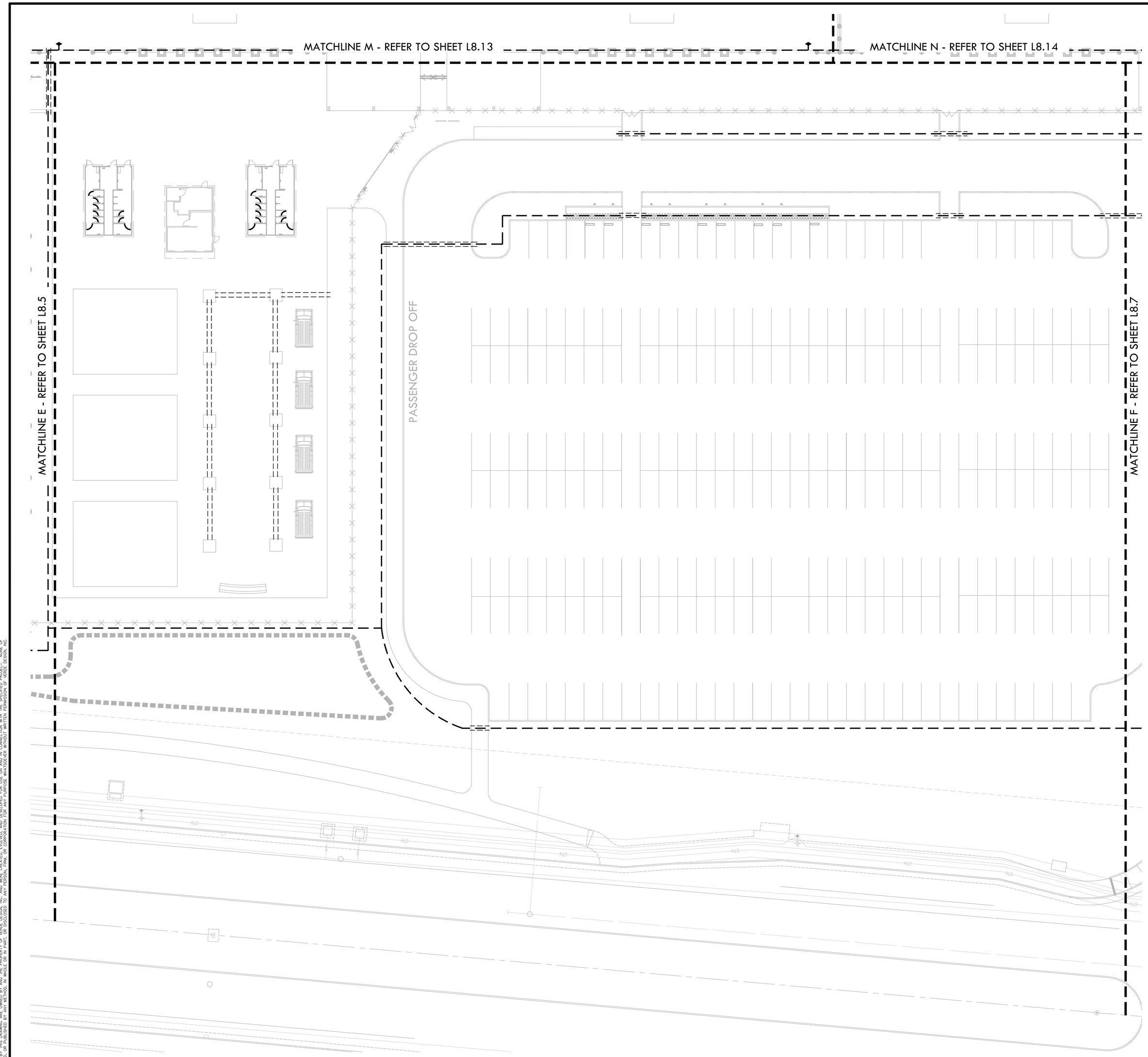

IRRIGATION NOTES

1. POC 1 IS DESIGNED TO OPERATE AT A MAXIMUM FLOW OF (90) GPM AND POC 2 IS DESIGNED TO OPERATE AT A MAXIMUM FLOW OF (27) GPM WITH A MINIMUM (60) STATIC P.S.I. AT BOTH POINTS OF CONNECTION. CONTRACTOR SHALL VERIFY PRESSURE PRIOR TO BEGINNING WORK. CONTACT OWNER IMMEDIATELY SHOULD DISCREPANCY ARISE AND RE-DIRECT WORK TO AVOID DELAY.
2. CONTRACTOR SHALL COORDINATE ELECTRICAL SUPPLY WITH GENERAL CONTRACTOR. GENERAL CONTRACTOR SHALL STUB APPROPRIATE POWER SUPPLY IN VICINITY OF CONTROLLER LOCATION.
3. IRRIGATION SYSTEM DESIGN IS DIAGRAMMATIC. WHERE PIPING, VALVES, QUICK COUPLERS, ETC. ARE SHOWN OUTSIDE PLANTING AREAS, OR LIMIT OF WORK; INTENT IS FOR PIPING, VALVES, ETC., TO BE INSTALLED WITHIN PLANTING AREAS OF PROPERTY. INDICATE EXACT LOCATIONS OF IRRIGATION EQUIPMENT ON RECORD DRAWINGS. REFER TO SPECIFICATIONS.
4. CONTRACTOR SHALL PROGRAM CONTROLLER TO ENSURE PROPER IRRIGATION. BASED ON PLANT TYPE, EXPOSURE AND SEASON.
5. CONTRACTOR SHALL USE EXTREME CARE WHERE IT IS NECESSARY TO TRENCH NEAR EXISTING TREES. EXCAVATION IN AREAS EXHIBITING ROOT 3" AND LARGER SHALL BE DONE BY HAND. ROOTS 2" OR LARGER IN DIAMETER DAMAGED IN CONSTRUCTION SHALL BE CLEANLY CUT.
6. CONTRACTOR SHALL MAKE MINOR ADJUSTMENTS TO HEAD LOCATIONS IN FIELD AS NECESSARY.
7. CONTRACTOR SHALL REFER TO DETAILS AND SPECIFICATIONS FOR ADDITIONAL INFORMATION.
8. ALL IRRIGATION COMPONENTS SHALL HAVE RECYCLED WATER IDENTIFIERS EXCEPT IRRIGATION BOXES. REFER TO SPECIFICATIONS.

IRRIGATION LEGEND

SYM.	MANUFAC.	MODEL NO./ DESCRIPTION	RAD.	GPM	PSI	DET REF
	RAINBIRD	ROTOR 8000 OR 5500	-	-	30	
	RAINBIRD	SPRAY HEADS R-VAN NOZZLES 1800 P45	-	-	30	
	RAINBIRD	BUBBLERS R-VAN SIDE STRIP NOZZLES 1800 PRS SERIES	-	-	30	
	RAINBIRD	-	-	-	30	
	RAINBIRD	-	-	-	30	
	RAINBIRD	-	-	-	30	
	RAINBIRD	-	-	-	30	
	RAINBIRD	-	-	-	50	
	RAINBIRD	-	-	-	50	
	RAINBIRD	-	-	-	50	
	RAINBIRD	PESB-PRS-D-R SERIES PRESSURE REGULATED PLASTIC REMOTE CONTROL VALVE. SIZE AS SHOWN. INSTALL WITHIN VALVE BOX AND "RCV" HEAT BRANDED ON COVER. INSTALL WITH ISOLATION VALVE PER CITY STANDARD DETAIL				
	NIBCO	NIBCO GATE VALVES SHALL BE LINE SIZED PER PLANS: VALVES 3" AND SMALLER SHALL BE NIBCO T-113-LF. VALVES 4" AND LARGER SHALL BE NIBCO F-619-LF FLANGED VALVE WITH SQUARE OPERATING UNIT.				
	RAINBIRD	QUICK COUPLER: RAINBIRD 44-NP: 1" NON-POTABLE, PURPLE LOCKING COVER, 2-PIECE BODY WITH 44-KEY AND SH-1 HOSE SWIVEL				
M		CONTRACTOR SHALL PURCHASE 4" RECYCLED WATER METER, SINGLE CHECK BACKFLOW DEVICE AND RESILIENT SEAT GATE VALVE THROUGH THE CITY AND INSTALL IN APPROXIMATE LOCATION AS SHOWN ON THE PLANS. INSTALL PER CITY OF ROSEVILLE ENVIRONMENTAL UTILITIES DEPARTMENT STANDARDS AND DETAILS, LATEST EDITION.				
F		AMIAD MANUAL STEEL FILTER PER CITY OF ROSEVILLE STANDARDS, MATCH LINE SIZE OF RECYCLED WATER METER.				
FS		CALSENSE MODEL FM-28 WITH MINIMUM FLOW READING OF 11 GPM AND MAXIMUM FLOW READING OF 166 GPM				
MV		3" SUPERIOR MODEL 3300-RW, ELECTRIC GLOBE VALVE CONSTRUCTED OF BRASS. REFER TO STANDARD SPECIFICATIONS, VALVE SHALL BE INSTALLED IN A 'JUMBO' SIZED VALVE BOX WITH LOCKING COVER AND 'MV' HEAT BRANDED ON COVER				
RV		6" CAL-VAL MODEL 690-01 DI BODY, SS TRIM AND PILOT VALVE RATED FOR 15-75 PSI				
BP		CUSTOM PUMP AND POWER. MODEL:				
A		3" IRRIGATION CONTROLLER				
B		1.3" IRRIGATION CONTROLLER				
		MAINLINE - 2-1/2" AND SMALLER: SCHEDULE 40 PURPLE PVC PIPE WITH SOLVENT-WELD FITTINGS AT 24" DEPTH. MAINLINE 3" AND LARGER: CLASS 200 PURPLE PVC PIPE RUBBER GASKETED PIPE AT 24" DEPTH. MAINLINE SHOWN IN HARDSCAPE FOR PLAN CLARITY. CONTRACTOR SHALL INSTALL MAIN LINE IN ADJACENT PLANTER AREA.				
		MAINLINE FOR POTABLE COUPLERS: 2" SCHEDULE 40 PVC WITH SOLVENT-WELD FITTINGS WITH 24" COVER				
		LATERAL LINE - SCHEDULE 40 PVC WITH SOLVENT-WELD FITTINGS, WITH 18" COVER, SIZE AS SHOWN. SEE NOTE NO. 10.				
		IRRIGATION SLEEVE - PIPE AT PAVEMENTS (SLEEVES) SHALL BE SCHEDULE 40 PVC. SIZE TO BE TWICE THE SIZE OF TOTAL PIPE DIAMETERS WITHIN THE SLEEVE, OR AS NOTED, WITH 30" COVER.				
		1" ELECTRICAL CONDUIT FOR FLOW SENSOR WIRING - SCH. 80 PVC AT 30" DEPTH WITH DETECTION LOCATOR TAPE.				
1 / 1" 11.3		CONTROLLER STATION NUMBER APPROX. GPM FLOW THROUGH VALVE CONTROL VALVE SIZE				
P.O.C.		POINT OF CONNECTION -CONTRACTOR TO FIELD LOCATE EXISTING 6" RECYCLED WATER LINE WITH BOX AND BLOW-OFF VALVE INSIDE. TAP INTO RECYCLED WATER LINE AND EXTEND MAINLINE TO PROJECT SITE AS SHOWN.				
1		CONTRACTOR TO TIE MAIN LINE FOR QUICK COUPLERS TO DOMESTIC WATER LINE. INSTALL GATE VALVE AND BACKFLOW PREVENTER.				
2		IRRIGATION MAINLINE, LATERAL LINE AND VALVES SHOWN IN CONCRETE FOR PLAN CLARITY. CONTRACTOR SHALL INSTALL MAINLINE IN ADJACENT PLANTING AREA PER CITY STANDARD DETAIL.				
		BACKFLOW PREVENTER FOR QUICK COUPLERS: WILKENS 1-1/2", MODEL 975XL REDUCED PRESSURE BACKFLOW PREVENTION DEVICE				

KEY MAP

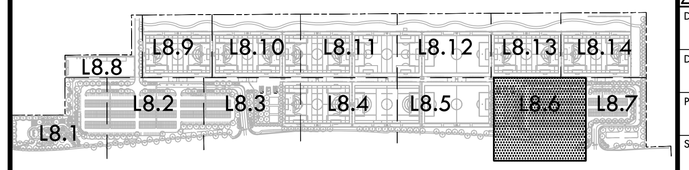

NORTH

0' 10' 20' 40' 80'

VERDE DESIGN
LANDSCAPE ARCHITECTURE
CIVIL ENGINEERING
SPORT PLANNING & DESIGN
1843 Iron Point Rd. Suite 140
Folsom, CA 95630
tel: 916.415.6554
fax: 916.415.6525
www.VerdeDesigninc.com

STAMP

REGISTERED LANDSCAPE ARCHITECT
MARK S. BAGINSKI
No. 4089
Signature
EXPIRATION DATE: JULY 2023
STATE OF CALIFORNIA

CONSULTANT

SHEET TITLE
IRRIGATION PLAN

PROJECT NAME
ROSEVILLE SOCCER COMPLEX

PROJECT ADDRESS
2600 WESTBROOK BLVD
ROSEVILLE, CA 95747

SUBMITTAL	DATE
30% SUBMITTAL	04/29/22

NO.	REVISIONS	DATE

DRAWN BY
CHECKED BY
DATE ISSUED 04/29/2022
SCALE 1"=20'-0"
PROJ. NO. 2103800
SHEET NO. L8.6

ALL IDEAS, DESIGNS, ARRANGEMENTS, AND PLANS INDICATED OR REPRESENTED BY THIS DRAWING ARE OWNED BY AND THE PROPERTY OF VERDE DESIGN INC AND WERE CREATED, EVOLVED AND DEVELOPED FOR USE ON AND IN CONNECTION WITH THE SPECIFIED PROJECT. NONE OF SUCH IDEAS, DESIGNS, ARRANGEMENTS, AND PLANS MAY BE USED BY ANY PERSON ON OTHER PROJECTS EXCEPT BY AGREEMENT WITH VERDE DESIGN INC. THIS NOTICE APPLIES TO ALL OF THE INFORMATION ON THIS DOCUMENT.

DRAWING NAME: Y:\Projects-FO\2021\2103800 - Roseville 6 Soccer Complex\CAD_IRR-RSC.dwg
PLOT DATE: 04-29-22 PLOTTED BY: station46

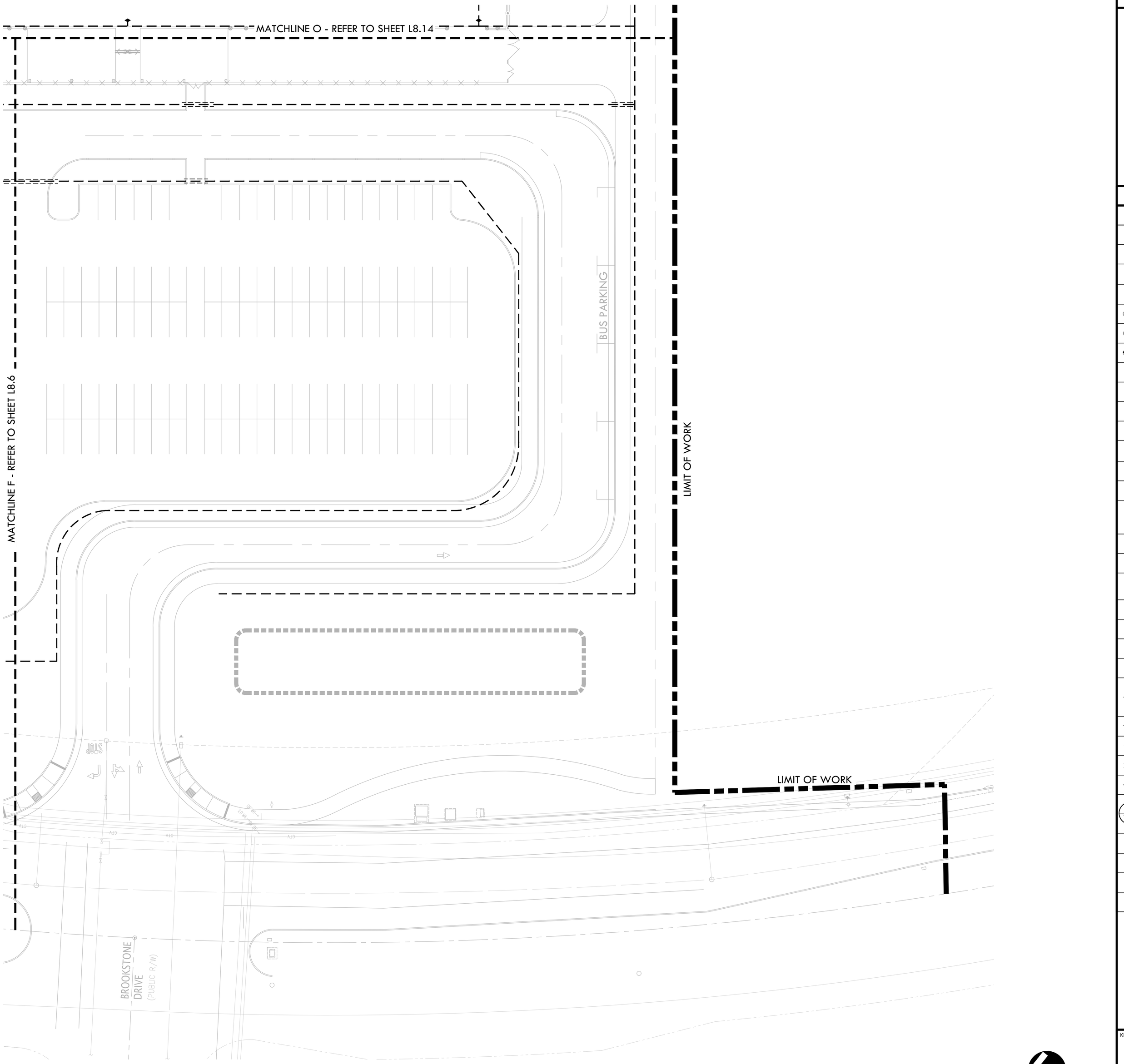

NORTH

0' 10' 20' 40' 80'

IRRIGATION NOTES

1. POC 1 IS DESIGNED TO OPERATE AT A MAXIMUM FLOW OF (90) GPM AND POC 2 IS DESIGNED TO OPERATE AT A MAXIMUM FLOW OF (27) GPM WITH A MINIMUM (60) STATIC P.S.I. AT BOTH POINTS OF CONNECTION. CONTRACTOR SHALL VERIFY PRESSURE PRIOR TO BEGINNING WORK. CONTACT OWNER IMMEDIATELY SHOULD DISCREPANCY ARISE AND RE-DIRECT WORK TO AVOID DELAY.
2. CONTRACTOR SHALL COORDINATE ELECTRICAL SUPPLY WITH GENERAL CONTRACTOR. GENERAL CONTRACTOR SHALL STUB APPROPRIATE POWER SUPPLY IN VICINITY OF CONTROLLER LOCATION.
3. IRRIGATION SYSTEM DESIGN IS DIAGRAMMATIC. WHERE PIPING, VALVES, QUICK COUPLERS, ETC. ARE SHOWN OUTSIDE PLANTING AREAS, OR LIMIT OF WORK; INTENT IS FOR PIPING, VALVES, ETC., TO BE INSTALLED WITHIN PLANTING AREAS OF PROPERTY. INDICATE EXACT LOCATIONS OF IRRIGATION EQUIPMENT ON RECORD DRAWINGS. REFER TO SPECIFICATIONS.
4. CONTRACTOR SHALL PROGRAM CONTROLLER TO ENSURE PROPER IRRIGATION. BASED ON PLANT TYPE, EXPOSURE AND SEASON.
5. CONTRACTOR SHALL USE EXTREME CARE WHERE IT IS NECESSARY TO TRENCH NEAR EXISTING TREES. EXCAVATION IN AREAS EXHIBITING ROOT 3" AND LARGER SHALL BE DONE BY HAND. ROOTS 2" OR LARGER IN DIAMETER DAMAGED IN CONSTRUCTION SHALL BE CLEANLY CUT.
6. CONTRACTOR SHALL MAKE MINOR ADJUSTMENTS TO HEAD LOCATIONS IN FIELD AS NECESSARY.
7. CONTRACTOR SHALL REFER TO DETAILS AND SPECIFICATIONS FOR ADDITIONAL INFORMATION.
8. ALL IRRIGATION COMPONENTS SHALL HAVE RECYCLED WATER IDENTIFIERS EXCEPT IRRIGATION BOXES. REFER TO SPECIFICATIONS.

IRRIGATION LEGEND

SYM.	MANUFAC.	MODEL NO./ DESCRIPTION	RAD.	GPM	PSI	DET REF
	RAINBIRD	ROTOR 8000 OR 5500	-	-	30	
	RAINBIRD	SPRAY HEADS R-VAN NOZZLES 1800 P45	-	-	30	
	RAINBIRD	BUBBLERS R-VAN SIDE STRIP NOZZLES 1800 PRS SERIES	-	-	30	
	RAINBIRD	-	-	-	30	
	RAINBIRD	-	-	-	30	
	RAINBIRD	-	-	-	30	
	RAINBIRD	-	-	-	30	
	RAINBIRD	-	-	-	50	
	RAINBIRD	-	-	-	50	
	RAINBIRD	-	-	-	50	
	RAINBIRD	-	-	-	50	
	RAINBIRD	PESB-PRS-D-R SERIES PRESSURE REGULATED PLASTIC REMOTE CONTROL VALVE. SIZE AS SHOWN. INSTALL WITHIN VALVE BOX AND "RCV" HEAT BRANDED ON COVER. INSTALL WITH ISOLATION VALVE PER CITY STANDARD DETAIL				
	NIBCO	NIBCO GATE VALVES SHALL BE LINE SIZED PER PLANS: VALVES 3" AND SMALLER SHALL BE NIBCO T-113-LF. VALVES 4" AND LARGER SHALL BE NIBCO F-619-LF FLANGED VALVE WITH SQUARE OPERATING UNIT.				
	RAINBIRD	QUICK COUPLER: RAINBIRD 44-NP: 1" NON-POTABLE, PURPLE LOCKING COVER, 2-PIECE BODY WITH 44-KEY AND SH-1 HOSE SWIVEL				
M		CONTRACTOR SHALL PURCHASE 4" RECYCLED WATER METER, SINGLE CHECK BACKFLOW DEVICE AND RESILIENT SEAT GATE VALVE THROUGH THE CITY AND INSTALL IN APPROXIMATE LOCATION AS SHOWN ON THE PLANS. INSTALL PER CITY OF ROSEVILLE ENVIRONMENTAL UTILITIES DEPARTMENT STANDARDS AND DETAILS, LATEST EDITION.				
F		AMIAD MANUAL STEEL FILTER PER CITY OF ROSEVILLE STANDARDS, MATCH LINE SIZE OF RECYCLED WATER METER.				
FS		CALSENSE MODEL FM-2B WITH MINIMUM FLOW READING OF 11 GPM AND MAXIMUM FLOW READING OF 166 GPM				
MV		3" SUPERIOR MODEL 3300-RW, ELECTRIC GLOBE VALVE CONSTRUCTED OF BRASS. REFER TO STANDARD SPECIFICATIONS, VALVE SHALL BE INSTALLED IN A 'JUMBO' SIZED VALVE BOX WITH LOCKING COVER AND 'MV' HEAT BRANDED ON COVER				
RV		6" CAL-VAL MODEL 690-01 DI BODY, SS TRIM AND PILOT VALVE RATED FOR 15-75 PSI				
BP		CUSTOM PUMP AND POWER. MODEL:				
A		3" IRRIGATION CONTROLLER				
B		1.3" IRRIGATION CONTROLLER				
		MAINLINE - 2-1/2" AND SMALLER: SCHEDULE 40 PURPLE PVC PIPE WITH SOLVENT-WELD FITTINGS AT 24" DEPTH. MAINLINE 3" AND LARGER: CLASS 200 PURPLE PVC PIPE RUBBER GASKETED PIPE AT 24" DEPTH. MAINLINE SHOWN IN HARDSCAPE FOR PLAN CLARITY. CONTRACTOR SHALL INSTALL MAIN LINE IN ADJACENT PLANTER AREA.				
		MAINLINE FOR POTABLE COUPLERS: 2" SCHEDULE 40 PVC WITH SOLVENT-WELD FITTINGS WITH 24" COVER				
		LATERAL LINE - SCHEDULE 40 PVC WITH SOLVENT-WELD FITTINGS, WITH 18" COVER, SIZE AS SHOWN. SEE NOTE NO. 10.				
		IRRIGATION SLEEVE - PIPE AT PAVEMENTS (SLEEVES) SHALL BE SCHEDULE 40 PVC. SIZE TO BE TWICE THE SIZE OF TOTAL PIPE DIAMETERS WITHIN THE SLEEVE, OR AS NOTED, WITH 30" COVER.				
		1" ELECTRICAL CONDUIT FOR FLOW SENSOR WIRING - SCH. 80 PVC AT 30" DEPTH WITH DETECTION LOCATOR TAPE.				
1 / 1" / 1.3		CONTROLLER STATION NUMBER APPROX. GPM FLOW THROUGH VALVE CONTROL VALVE SIZE				
P.O.C.		POINT OF CONNECTION -CONTRACTOR TO FIELD LOCATE EXISTING 6" RECYCLED WATER LINE WITH BOX AND BLOW-OFF VALVE INSIDE. TAP INTO RECYCLED WATER LINE AND EXTEND MAINLINE TO PROJECT SITE AS SHOWN.				
1		CONTRACTOR TO TIE MAIN LINE FOR QUICK COUPLERS TO DOMESTIC WATER LINE. INSTALL GATE VALVE AND BACKFLOW PREVENTER.				
2		IRRIGATION MAINLINE, LATERAL LINE AND VALVES SHOWN IN CONCRETE FOR PLAN CLARITY. CONTRACTOR SHALL INSTALL MAINLINE IN ADJACENT PLANTING AREA PER CITY STANDARD DETAIL.				
		BACKFLOW PREVENTER FOR QUICK COUPLERS: WILKENS 1-1/2", MODEL 975XL REDUCED PRESSURE BACKFLOW PREVENTION DEVICE				

KEY MAP

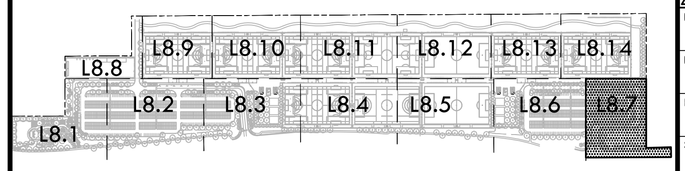

VERDE DESIGN
LANDSCAPE ARCHITECTURE
CIVIL ENGINEERING
SPORT PLANNING & DESIGN
1843 Iron Point Rd. Suite 140
Folsom, CA 95630
tel: 916.415.6554
fax: 916.415.6525
www.VerdeDesigninc.com

STAMP

CONSULTANT

SHEET TITLE
IRRIGATION PLAN

PROJECT NAME
ROSEVILLE SOCCER COMPLEX

PROJECT ADDRESS
2600 WESTBROOK BLVD
ROSEVILLE, CA 95747

SUBMITTAL	DATE
30% SUBMITTAL	04/29/22

NO.	REVISIONS	DATE

DRAWN BY
CHECKED BY
DATE ISSUED 04/29/2022
SCALE 1"=20'-0"
PROJ. NO. 2103800
SHEET NO. L8.7

IRRIGATION PLAN

ALL IDEAS, DESIGNS, ARRANGEMENTS, AND PLANS INDICATED OR REPRESENTED BY THIS DRAWING ARE OWNED BY, AND THE PROPERTY OF VERDE DESIGN, INC. AND WERE CREATED, LOCATED, AND DEVELOPED FOR USE ON AND IN CONNECTION WITH THE SPECIFIED PROJECT. NONE OF SUCH IDEAS, DESIGNS, ARRANGEMENTS, AND PLANS SHALL BE USED BY ANYONE ON OTHER PROJECTS, FOR ADDITIONS TO THIS PROJECT, OR FOR ANY OTHER PURPOSE WITHOUT THE WRITTEN PERMISSION OF VERDE DESIGN, INC.

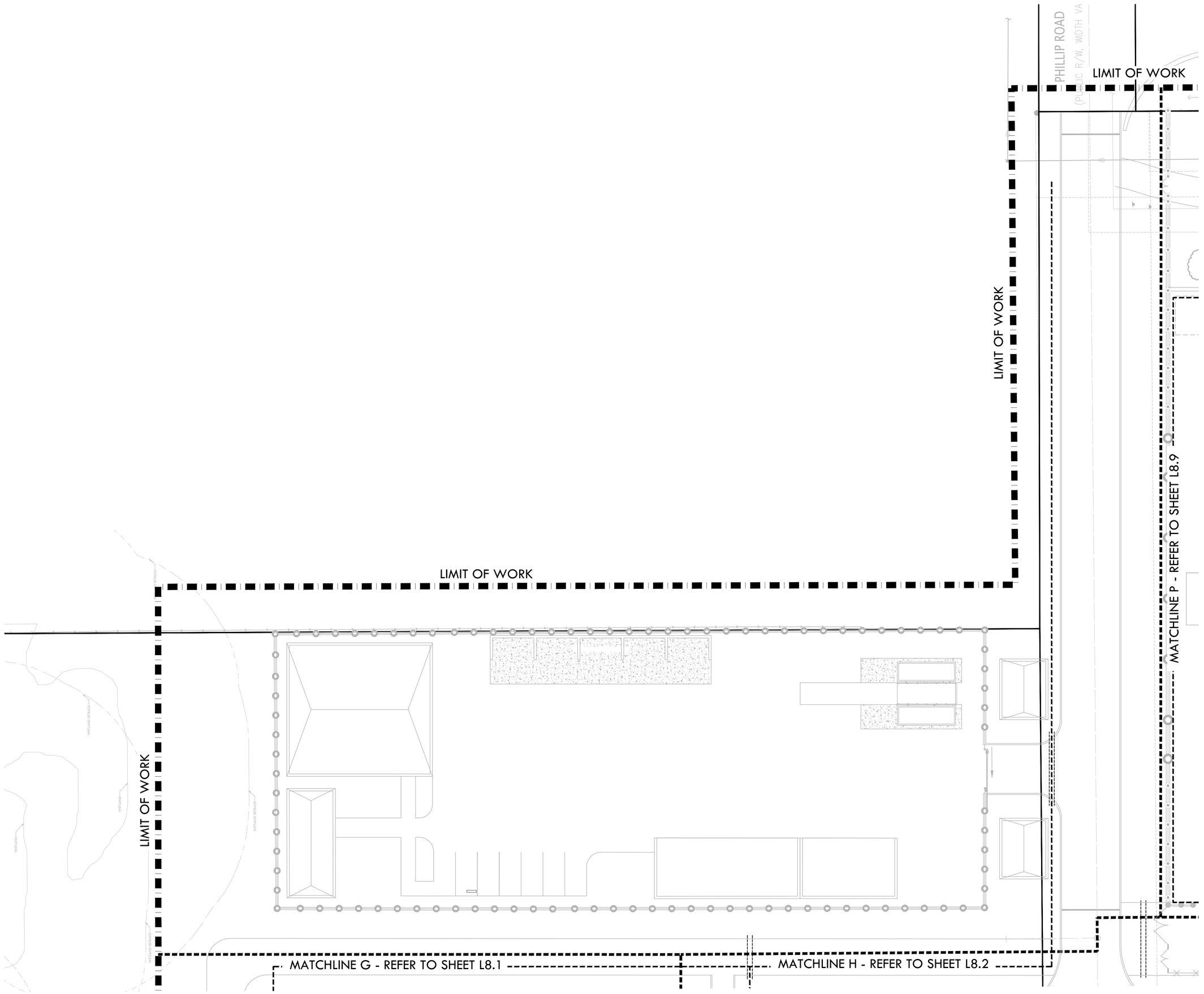

IRRIGATION NOTES

1. POC 1 IS DESIGNED TO OPERATE AT A MAXIMUM FLOW OF (90) GPM AND POC 2 IS DESIGNED TO OPERATE AT A MAXIMUM FLOW OF (27) GPM WITH A MINIMUM (60) STATIC P.S.I. AT BOTH POINTS OF CONNECTION. CONTRACTOR SHALL VERIFY PRESSURE PRIOR TO BEGINNING WORK. CONTACT OWNER IMMEDIATELY SHOULD DISCREPANCY ARISE AND RE-DIRECT WORK TO AVOID DELAY.
2. CONTRACTOR SHALL COORDINATE ELECTRICAL SUPPLY WITH GENERAL CONTRACTOR. GENERAL CONTRACTOR SHALL STUB APPROPRIATE POWER SUPPLY IN VICINITY OF CONTROLLER LOCATION.
3. IRRIGATION SYSTEM DESIGN IS DIAGRAMMATIC. WHERE PIPING, VALVES, QUICK COUPLERS, ETC. ARE SHOWN OUTSIDE PLANTING AREAS, OR LIMIT OF WORK; INTENT IS FOR PIPING, VALVES, ETC., TO BE INSTALLED WITHIN PLANTING AREAS OF PROPERTY. INDICATE EXACT LOCATIONS OF IRRIGATION EQUIPMENT ON RECORD DRAWINGS. REFER TO SPECIFICATIONS.
4. CONTRACTOR SHALL PROGRAM CONTROLLER TO ENSURE PROPER IRRIGATION. BASED ON PLANT TYPE, EXPOSURE AND SEASON.
5. CONTRACTOR SHALL USE EXTREME CARE WHERE IT IS NECESSARY TO TRENCH NEAR EXISTING TREES. EXCAVATION IN AREAS EXHIBITING ROOT 3" AND LARGER SHALL BE DONE BY HAND. ROOTS 2" OR LARGER IN DIAMETER DAMAGED IN CONSTRUCTION SHALL BE CLEANLY CUT.
6. CONTRACTOR SHALL MAKE MINOR ADJUSTMENTS TO HEAD LOCATIONS IN FIELD AS NECESSARY.
7. CONTRACTOR SHALL REFER TO DETAILS AND SPECIFICATIONS FOR ADDITIONAL INFORMATION.
8. ALL IRRIGATION COMPONENTS SHALL HAVE RECYCLED WATER IDENTIFIERS EXCEPT IRRIGATION BOXES. REFER TO SPECIFICATIONS.

IRRIGATION LEGEND

SYM.	MANUFAC.	MODEL NO./ DESCRIPTION	RAD.	GPM	PSI	DET REF
	RAINBIRD	ROTOR 8000 OR 5500	-	-	30	
	RAINBIRD	SPRAY HEADS R-VAN NOZZLES 1800 P45	-	-	30	
	RAINBIRD	BUBBLERS R-VAN SIDE STRIP NOZZLES 1800 PRS SERIES	-	-	30	
	RAINBIRD	-	-	-	30	
	RAINBIRD	-	-	-	30	
	RAINBIRD	-	-	-	30	
	RAINBIRD	-	-	-	30	
	RAINBIRD	-	-	-	50	
	RAINBIRD	-	-	-	50	
	RAINBIRD	-	-	-	50	
	RAINBIRD	-	-	-	50	
	RAINBIRD	PESB-PRS-D-R SERIES PRESSURE REGULATED PLASTIC REMOTE CONTROL VALVE. SIZE AS SHOWN, INSTALL WITHIN VALVE BOX AND "RCV" HEAT BRANDED ON COVER. INSTALL WITH ISOLATION VALVE PER CITY STANDARD DETAIL				
	NIBCO	NIBCO GATE VALVES SHALL BE LINE SIZED PER PLANS: VALVES 3" AND SMALLER SHALL BE NIBCO T-113-LF. VALVES 4" AND LARGER SHALL BE NIBCO F-619-LF FLANGED VALVE WITH SQUARE OPERATING UNIT.				
	RAINBIRD	QUICK COUPLER: RAINBIRD 44-NP: 1" NON-POTABLE, PURPLE LOCKING COVER, 2-PIECE BODY WITH 44-KEY AND SH-1 HOSE SWIVEL				
M		CONTRACTOR SHALL PURCHASE 4" RECYCLED WATER METER, SINGLE CHECK BACKFLOW DEVICE AND RESILIENT SEAT GATE VALVE THROUGH THE CITY AND INSTALL IN APPROXIMATE LOCATION AS SHOWN ON THE PLANS. INSTALL PER CITY OF ROSEVILLE ENVIRONMENTAL UTILITIES DEPARTMENT STANDARDS AND DETAILS, LATEST EDITION.				
F		AMIAD MANUAL STEEL FILTER PER CITY OF ROSEVILLE STANDARDS, MATCH LINE SIZE OF RECYCLED WATER METER.				
FS		CALSENSE MODEL FM-2B WITH MINIMUM FLOW READING OF 11 GPM AND MAXIMUM FLOW READING OF 166 GPM				
MV		3" SUPERIOR MODEL 3300-RW, ELECTRIC GLOBE VALVE CONSTRUCTED OF BRASS. REFER TO STANDARD SPECIFICATIONS, VALVE SHALL BE INSTALLED IN A 'JUMBO' SIZED VALVE BOX WITH LOCKING COVER AND 'MV' HEAT BRANDED ON COVER				
RV		6" CAL-VAL MODEL 690-01 DI BODY, SS TRIM AND PILOT VALVE RATED FOR 15-75 PSI				
BP		CUSTOM PUMP AND POWER. MODEL:				
A		3" IRRIGATION CONTROLLER				
B		1.3" IRRIGATION CONTROLLER				
		MAINLINE - 2-1/2" AND SMALLER: SCHEDULE 40 PURPLE PVC PIPE WITH SOLVENT-WELD FITTINGS AT 24" DEPTH. MAINLINE 3" AND LARGER: CLASS 200 PURPLE PVC PIPE RUBBER GASKETED PIPE AT 24" DEPTH. MAINLINE SHOWN IN HARDSCAPE FOR PLAN CLARITY. CONTRACTOR SHALL INSTALL MAIN LINE IN ADJACENT PLANTER AREA.				
		MAINLINE FOR POTABLE COUPLERS: 2" SCHEDULE 40 PVC WITH SOLVENT-WELD FITTINGS WITH 24" COVER				
		LATERAL LINE - SCHEDULE 40 PVC WITH SOLVENT-WELD FITTINGS, WITH 18" COVER, SIZE AS SHOWN. SEE NOTE NO. 10.				
		IRRIGATION SLEEVE - PIPE AT PAVEMENTS (SLEEVES) SHALL BE SCHEDULE 40 PVC. SIZE TO BE TWICE THE SIZE OF TOTAL PIPE DIAMETERS WITHIN THE SLEEVE, OR AS NOTED, WITH 30" COVER.				
		1" ELECTRICAL CONDUIT FOR FLOW SENSOR WIRING - SCH. 80 PVC AT 30" DEPTH WITH DETECTION LOCATOR TAPE.				
1 / 1" / 1.3		CONTROLLER STATION NUMBER APPROX. GPM FLOW THROUGH VALVE CONTROL VALVE SIZE				
P.O.C.		POINT OF CONNECTION -CONTRACTOR TO FIELD LOCATE EXISTING 6" RECYCLED WATER LINE WITH BOX AND BLOW-OFF VALVE INSIDE. TAP INTO RECYCLED WATER LINE AND EXTEND MAINLINE TO PROJECT SITE AS SHOWN.				
1		CONTRACTOR TO TIE MAIN LINE FOR QUICK COUPLERS TO DOMESTIC WATER LINE. INSTALL GATE VALVE AND BACKFLOW PREVENTER.				
2		IRRIGATION MAINLINE, LATERAL LINE AND VALVES SHOWN IN CONCRETE FOR PLAN CLARITY. CONTRACTOR SHALL INSTALL MAINLINE IN ADJACENT PLANTING AREA PER CITY STANDARD DETAIL.				
		BACKFLOW PREVENTER FOR QUICK COUPLERS: WILKENS 1-1/2", MODEL 975XL REDUCED PRESSURE BACKFLOW PREVENTION DEVICE				

KEY MAP

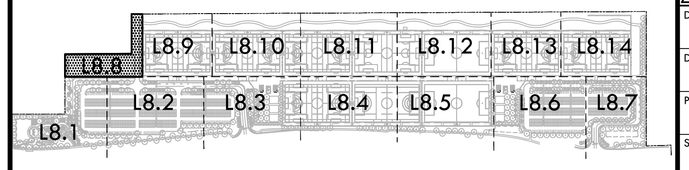

NORTH

0' 10' 20' 40' 80'

VERDE DESIGN
LANDSCAPE ARCHITECTURE
CIVIL ENGINEERING
SPORT PLANNING & DESIGN
1843 Iron Point Rd. Suite 140
Folsom, CA 95630
tel: 916.415.6554
fax: 916.415.6525
www.VerdeDesigninc.com

STAMP

REGISTERED LANDSCAPE ARCHITECT
MARK S. BAGINSKI
No. 4089
Signature
EXPIRATION DATE: JULY 2023
STATE OF CALIFORNIA

CONSULTANT

SHEET TITLE
IRRIGAITON PLAN

PROJECT NAME
ROSEVILLE SOCCER COMPLEX

PROJECT ADDRESS
2600 WESTBROOK BLVD
ROSEVILLE, CA 95747

SUBMITTAL	DATE
30% SUBMITTAL	04/29/22

NO.	REVISIONS	DATE

DRAWN BY
CHECKED BY
DATE ISSUED 04/29/2022
SCALE 1"=20'-0"
PROJ. NO. 2103800
SHEET NO. L8.8

ALL IDEAS, DESIGNS, ARRANGEMENTS, AND PLANS INDICATED OR REPRESENTED BY THIS DRAWING ARE OWNED BY AND THE PROPERTY OF VERDE DESIGN, INC. AND WERE CREATED, EVOLVED, AND DEVELOPED FOR USE ON AND IN CONNECTION WITH THE SPECIFIED PROJECT. NONE OF SUCH IDEAS, DESIGNS, ARRANGEMENTS, AND PLANS SHALL BE USED BY ANYONE FOR ANY OTHER PROJECT, FOR ANY ADDITIONS TO THIS PROJECT, OR FOR ANY OTHER PURPOSE WITHOUT THE WRITTEN PERMISSION OF VERDE DESIGN, INC.

DRAWING NAME: V:\Projects-FY\2021\2103800 - Roseville G Soccer Complex\CAD_IRR-RSC.dwg
PLOT DATE: 06-24-22 PLOTTED BY: station46

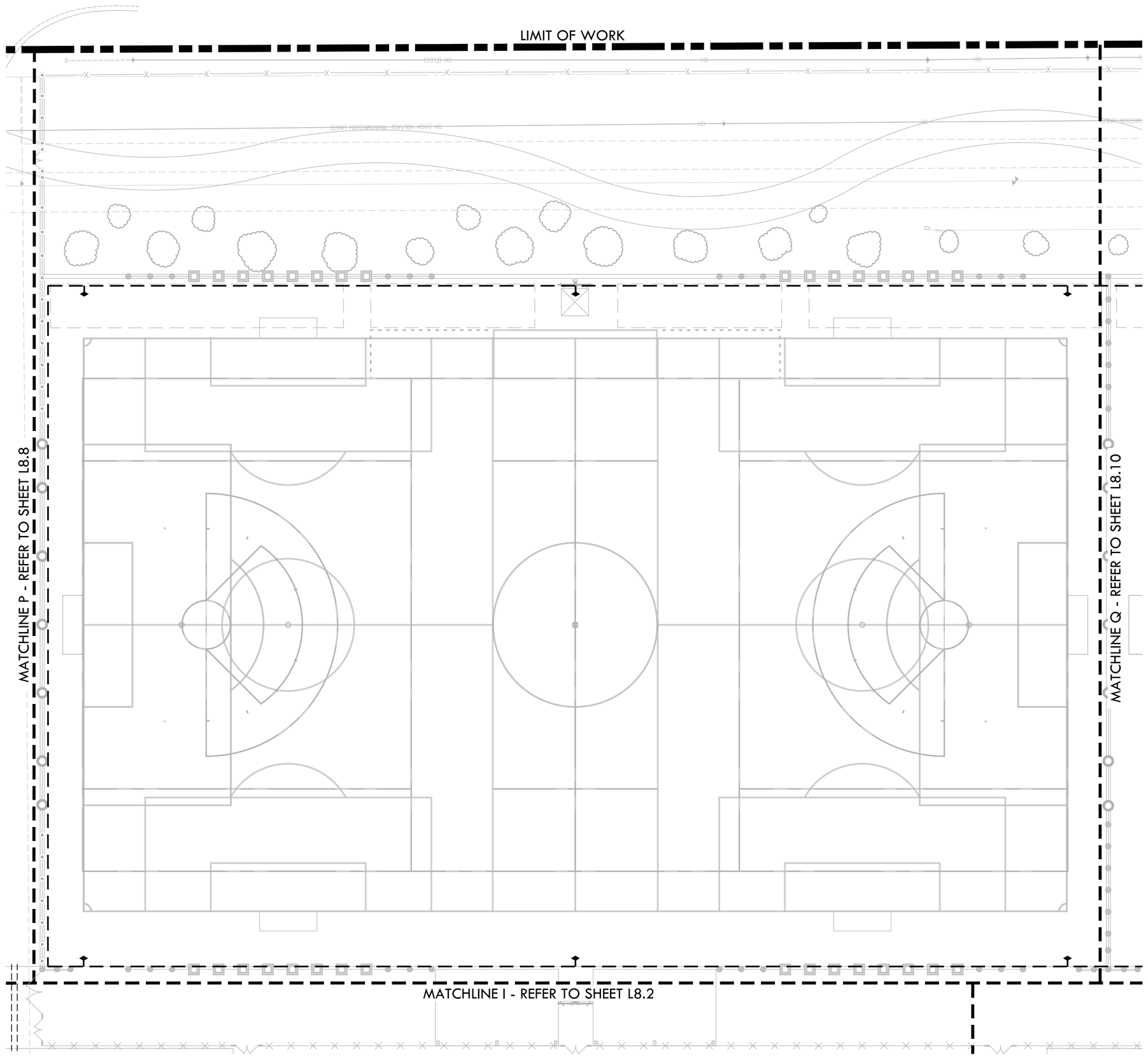

NORTH

0' 10' 20' 40' 80'

IRRIGATION NOTES

1. POC 1 IS DESIGNED TO OPERATE AT A MAXIMUM FLOW OF (90) GPM AND POC 2 IS DESIGNED TO OPERATE AT A MAXIMUM FLOW OF (27) GPM WITH A MINIMUM (60) STATIC P.S.I. AT BOTH POINTS OF CONNECTION. CONTRACTOR SHALL VERIFY PRESSURE PRIOR TO BEGINNING WORK. CONTACT OWNER IMMEDIATELY SHOULD DISCREPANCY ARISE AND RE-DIRECT WORK TO AVOID DELAY.
2. CONTRACTOR SHALL COORDINATE ELECTRICAL SUPPLY WITH GENERAL CONTRACTOR. GENERAL CONTRACTOR SHALL STUB APPROPRIATE POWER SUPPLY IN VICINITY OF CONTROLLER LOCATION.
3. IRRIGATION SYSTEM DESIGN IS DIAGRAMMATIC. WHERE PIPING, VALVES, QUICK COUPLERS, ETC. ARE SHOWN OUTSIDE PLANTING AREAS, OR LIMIT OF WORK; INTENT IS FOR PIPING, VALVES, ETC., TO BE INSTALLED WITHIN PLANTING AREAS OF PROPERTY. INDICATE EXACT LOCATIONS OF IRRIGATION EQUIPMENT ON RECORD DRAWINGS. REFER TO SPECIFICATIONS.
4. CONTRACTOR SHALL PROGRAM CONTROLLER TO ENSURE PROPER IRRIGATION. BASED ON PLANT TYPE, EXPOSURE AND SEASON.
5. CONTRACTOR SHALL USE EXTREME CARE WHERE IT IS NECESSARY TO TRENCH NEAR EXISTING TREES. EXCAVATION IN AREAS EXHIBITING ROOT 3" AND LARGER SHALL BE DONE BY HAND. ROOTS 2" OR LARGER IN DIAMETER DAMAGED IN CONSTRUCTION SHALL BE CLEANLY CUT.
6. CONTRACTOR SHALL MAKE MINOR ADJUSTMENTS TO HEAD LOCATIONS IN FIELD AS NECESSARY.
7. CONTRACTOR SHALL REFER TO DETAILS AND SPECIFICATIONS FOR ADDITIONAL INFORMATION.
8. ALL IRRIGATION COMPONENTS SHALL HAVE RECYCLED WATER IDENTIFIERS EXCEPT IRRIGATION BOXES. REFER TO SPECIFICATIONS.

IRRIGATION LEGEND

SYM.	MANUFAC.	MODEL NO./ DESCRIPTION	RAD.	GPM	PSI	DET REF
	RAINBIRD	ROTOR 8000 OR 5500	-	-	30	
	RAINBIRD	SPRAY HEADS R-VAN NOZZLES 1800 P45	-	-	30	
	RAINBIRD	BUBBLERS R-VAN SIDE STRIP NOZZLES 1800 PRS SERIES	-	-	30	
	RAINBIRD	-	-	-	30	
	RAINBIRD	-	-	-	30	
	RAINBIRD	-	-	-	30	
	RAINBIRD	-	-	-	30	
	RAINBIRD	-	-	-	50	
	RAINBIRD	-	-	-	50	
	RAINBIRD	-	-	-	50	
	RAINBIRD	-	-	-	50	
	RAINBIRD	PESB-PRS-D-R SERIES PRESSURE REGULATED PLASTIC REMOTE CONTROL VALVE. SIZE AS SHOWN. INSTALL WITHIN VALVE BOX AND 'RCV' HEAT BRANDED ON COVER. INSTALL WITH ISOLATION VALVE PER CITY STANDARD DETAIL				
	NIBCO	NIBCO GATE VALVES SHALL BE LINE SIZED PER PLANS: VALVES 3" AND SMALLER SHALL BE NIBCO T-113-LF. VALVES 4" AND LARGER SHALL BE NIBCO F-619-LF FLANGED VALVE WITH SQUARE OPERATING UNIT.				
	RAINBIRD	QUICK COUPLER: RAINBIRD 44-NP: 1" NON-POTABLE, PURPLE LOCKING COVER, 2-PIECE BODY WITH 44-KEY AND SH-1 HOSE SWIVEL				
M		CONTRACTOR SHALL PURCHASE 4" RECYCLED WATER METER, SINGLE CHECK BACKFLOW DEVICE AND RESILIENT SEAT GATE VALVE THROUGH THE CITY AND INSTALL IN APPROXIMATE LOCATION AS SHOWN ON THE PLANS. INSTALL PER CITY OF ROSEVILLE ENVIRONMENTAL UTILITIES DEPARTMENT STANDARDS AND DETAILS, LATEST EDITION.				
F		AMIAD MANUAL STEEL FILTER PER CITY OF ROSEVILLE STANDARDS, MATCH LINE SIZE OF RECYCLED WATER METER.				
FS		CALSENSE MODEL FM-2B WITH MINIMUM FLOW READING OF 11 GPM AND MAXIMUM FLOW READING OF 166 GPM				
MV		3" SUPERIOR MODEL 3300-RW, ELECTRIC GLOBE VALVE CONSTRUCTED OF BRASS. REFER TO STANDARD SPECIFICATIONS, VALVE SHALL BE INSTALLED IN A 'JUMBO' SIZED VALVE BOX WITH LOCKING COVER AND 'MV' HEAT BRANDED ON COVER				
RV		6" CAL-VAL MODEL 690-01 DI BODY, SS TRIM AND PILOT VALVE RATED FOR 15-75 PSI				
BP		CUSTOM PUMP AND POWER. MODEL:				
A		3" IRRIGATION CONTROLLER				
B		1.3" IRRIGATION CONTROLLER				
	MAINLINE - 2-1/2" AND SMALLER: SCHEDULE 40 PURPLE PVC PIPE WITH SOLVENT-WELD FITTINGS AT 24" DEPTH. MAINLINE 3" AND LARGER: CLASS 200 PURPLE PVC PIPE RUBBER GASKETED PIPE AT 24" DEPTH. MAINLINE SHOWN IN HARDSCAPE FOR PLAN CLARITY. CONTRACTOR SHALL INSTALL MAIN LINE IN ADJACENT PLANTER AREA.					
	MAINLINE FOR POTABLE COUPLERS: 2" SCHEDULE 40 PVC WITH SOLVENT-WELD FITTINGS WITH 24" COVER					
	LATERAL LINE - SCHEDULE 40 PVC WITH SOLVENT-WELD FITTINGS, WITH 18" COVER, SIZE AS SHOWN. SEE NOTE NO. 10.					
	IRRIGATION SLEEVE - PIPE AT PAVEMENTS (SLEEVES) SHALL BE SCHEDULE 40 PVC. SIZE TO BE TWICE THE SIZE OF TOTAL PIPE DIAMETERS WITHIN THE SLEEVE, OR AS NOTED, WITH 30" COVER.					
	1" ELECTRICAL CONDUIT FOR FLOW SENSOR WIRING - SCH. 80 PVC AT 30" DEPTH WITH DETECTION LOCATOR TAPE.					
1 / 1" / 1.3	CONTROLLER STATION NUMBER APPROX. GPM FLOW THROUGH VALVE CONTROL VALVE SIZE					
P.O.C.	POINT OF CONNECTION -CONTRACTOR TO FIELD LOCATE EXISTING 6" RECYCLED WATER LINE WITH BOX AND BLOW-OFF VALVE INSIDE. TAP INTO RECYCLED WATER LINE AND EXTEND MAINLINE TO PROJECT SITE AS SHOWN.					
1	CONTRACTOR TO TIE MAIN LINE FOR QUICK COUPLERS TO DOMESTIC WATER LINE. INSTALL GATE VALVE AND BACKFLOW PREVENTER.					
2	IRRIGATION MAINLINE, LATERAL LINE AND VALVES SHOWN IN CONCRETE FOR PLAN CLARITY. CONTRACTOR SHALL INSTALL MAINLINE IN ADJACENT PLANTING AREA PER CITY STANDARD DETAIL.					
	BACKFLOW PREVENTER FOR QUICK COUPLERS: WILKENS 1-1/2", MODEL 975XL REDUCED PRESSURE BACKFLOW PREVENTION DEVICE					

KEY MAP

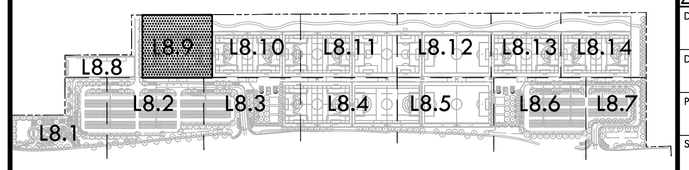

VERDE DESIGN
LANDSCAPE ARCHITECTURE
CIVIL ENGINEERING
SPORT PLANNING & DESIGN
1843 Iron Point Rd. Suite 140
Folsom, CA 95630
tel: 916.415.6554
fax: 916.415.6525
www.VerdeDesigninc.com

STAMP

CONSULTANT

SHEET TITLE
PLANTING PLAN

PROJECT NAME
ROSEVILLE SOCCER COMPLEX

PROJECT ADDRESS
2600 WESTBROOK BLVD
ROSEVILLE, CA 95747

SUBMITTAL	DATE
30% SUBMITTAL	04/29/22

NO.	REVISIONS	DATE

DRAWN BY
CHECKED BY
DATE ISSUED 04/29/2022
SCALE 1"=20'-0"
PROJ. NO. 2103800
SHEET NO. L8.9

ALL IDEAS, DESIGNS, ARRANGEMENTS, AND PLANS INDICATED OR REPRESENTED BY THIS DRAWING ARE OWNED BY AND ARE THE PROPERTY OF VERDE DESIGN, INC. AND WERE CREATED, FOLVED, AND DEVELOPED FOR USE ON AND IN CONNECTION WITH THE SPECIFIED PROJECT. NONE OF SUCH IDEAS, DESIGNS, ARRANGEMENTS, AND PLANS MAY BE USED BY ANY PERSON OR ENTITY FOR ANY PURPOSE WHATSOEVER OTHER THAN FOR THE SPECIFIED PROJECT OF VERDE DESIGN, INC. WITHOUT THE PRIOR WRITTEN CONSENT OF VERDE DESIGN, INC.

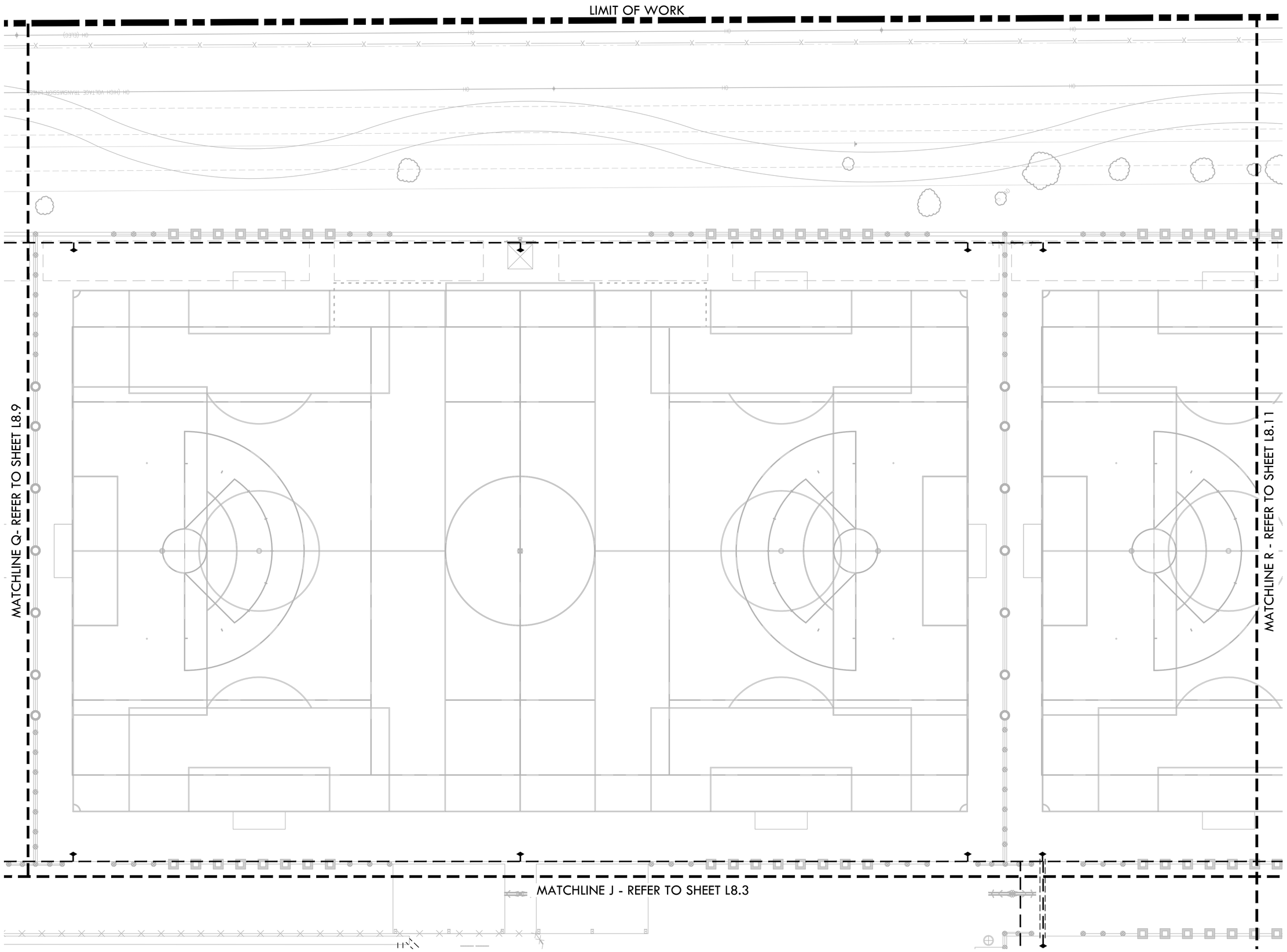

IRRIGATION NOTES

1. POC 1 IS DESIGNED TO OPERATE AT A MAXIMUM FLOW OF (90) GPM AND POC 2 IS DESIGNED TO OPERATE AT A MAXIMUM FLOW OF (27) GPM WITH A MINIMUM (60) STATIC P.S.I. AT BOTH POINTS OF CONNECTION. CONTRACTOR SHALL VERIFY PRESSURE PRIOR TO BEGINNING WORK. CONTACT OWNER IMMEDIATELY SHOULD DISCREPANCY ARISE AND RE-DIRECT WORK TO AVOID DELAY.
2. CONTRACTOR SHALL COORDINATE ELECTRICAL SUPPLY WITH GENERAL CONTRACTOR. GENERAL CONTRACTOR SHALL STUB APPROPRIATE POWER SUPPLY IN VICINITY OF CONTROLLER LOCATION.
3. IRRIGATION SYSTEM DESIGN IS DIAGRAMMATIC. WHERE PIPING, VALVES, QUICK COUPLERS, ETC. ARE SHOWN OUTSIDE PLANTING AREAS, OR LIMIT OF WORK; INTENT IS FOR PIPING, VALVES, ETC., TO BE INSTALLED WITHIN PLANTING AREAS OF PROPERTY. INDICATE EXACT LOCATIONS OF IRRIGATION EQUIPMENT ON RECORD DRAWINGS. REFER TO SPECIFICATIONS.
4. CONTRACTOR SHALL PROGRAM CONTROLLER TO ENSURE PROPER IRRIGATION. BASED ON PLANT TYPE, EXPOSURE AND SEASON.
5. CONTRACTOR SHALL USE EXTREME CARE WHERE IT IS NECESSARY TO TRENCH NEAR EXISTING TREES. EXCAVATION IN AREAS EXHIBITING ROOT 3" AND LARGER SHALL BE DONE BY HAND. ROOTS 2" OR LARGER IN DIAMETER DAMAGED IN CONSTRUCTION SHALL BE CLEANLY CUT.
6. CONTRACTOR SHALL MAKE MINOR ADJUSTMENTS TO HEAD LOCATIONS IN FIELD AS NECESSARY.
7. CONTRACTOR SHALL REFER TO DETAILS AND SPECIFICATIONS FOR ADDITIONAL INFORMATION.
8. ALL IRRIGATION COMPONENTS SHALL HAVE RECYCLED WATER IDENTIFIERS EXCEPT IRRIGATION BOXES. REFER TO SPECIFICATIONS.

IRRIGATION LEGEND

SYM.	MANUFAC.	MODEL NO./ DESCRIPTION	RAD.	GPM	PSI	DET REF
	RAINBIRD	ROTOR 8000 OR 5500	-	-	30	
	RAINBIRD	SPRAY HEADS R-VAN NOZZLES 1800 P45	-	-	30	
	RAINBIRD	BUBBLERS R-VAN SIDE STRIP NOZZLES 1800 PRS SERIES	-	-	30	
	RAINBIRD	-	-	-	30	
	RAINBIRD	-	-	-	30	
	RAINBIRD	-	-	-	30	
	RAINBIRD	-	-	-	30	
	RAINBIRD	-	-	-	50	
	RAINBIRD	-	-	-	50	
	RAINBIRD	-	-	-	50	
	RAINBIRD	-	-	-	50	
	RAINBIRD	PESB-PRS-D-R SERIES PRESSURE REGULATED PLASTIC REMOTE CONTROL VALVE. SIZE AS SHOWN, INSTALL WITHIN VALVE BOX AND 'RCV' HEAT BRANDED ON COVER. INSTALL WITH ISOLATION VALVE PER CITY STANDARD DETAIL				
	NIBCO	NIBCO GATE VALVES SHALL BE LINE SIZED PER PLANS: VALVES 3" AND SMALLER SHALL BE NIBCO T-113-LF. VALVES 4" AND LARGER SHALL BE NIBCO F-619-LF FLANGED VALVE WITH SQUARE OPERATING UNIT.				
	RAINBIRD	QUICK COUPLER: RAINBIRD 44-NP: 1" NON-POTABLE, PURPLE LOCKING COVER, 2-PIECE BODY WITH 44-KEY AND SH-1 HOSE SWIVEL				
M		CONTRACTOR SHALL PURCHASE 4" RECYCLED WATER METER, SINGLE CHECK BACKFLOW DEVICE AND RESILIENT SEAT GATE VALVE THROUGH THE CITY AND INSTALL IN APPROXIMATE LOCATION AS SHOWN ON THE PLANS. INSTALL PER CITY OF ROSEVILLE ENVIRONMENTAL UTILITIES DEPARTMENT STANDARDS AND DETAILS, LATEST EDITION.				
F		AMIAD MANUAL STEEL FILTER PER CITY OF ROSEVILLE STANDARDS, MATCH LINE SIZE OF RECYCLED WATER METER.				
FS		CALSENSE MODEL FM-2B WITH MINIMUM FLOW READING OF 11 GPM AND MAXIMUM FLOW READING OF 166 GPM				
MV		3" SUPERIOR MODEL 3300-RW, ELECTRIC GLOBE VALVE CONSTRUCTED OF BRASS. REFER TO STANDARD SPECIFICATIONS, VALVE SHALL BE INSTALLED IN A 'JUMBO' SIZED VALVE BOX WITH LOCKING COVER AND 'MV' HEAT BRANDED ON COVER				
RV		6" CAL-VAL MODEL 690-01 DI BODY, SS TRIM AND PILOT VALVE RATED FOR 15-75 PSI				
BP		CUSTOM PUMP AND POWER. MODEL:				
A		3" IRRIGATION CONTROLLER				
B		1.3" IRRIGATION CONTROLLER				
		MAINLINE - 2-1/2" AND SMALLER: SCHEDULE 40 PURPLE PVC PIPE WITH SOLVENT-WELD FITTINGS AT 24" DEPTH. MAINLINE 3" AND LARGER: CLASS 200 PURPLE PVC PIPE RUBBER GASKETED PIPE AT 24" DEPTH. MAINLINE SHOWN IN HARDSCAPE FOR PLAN CLARITY. CONTRACTOR SHALL INSTALL MAIN LINE IN ADJACENT PLANTER AREA.				
		MAINLINE FOR POTABLE COUPLERS: 2" SCHEDULE 40 PVC WITH SOLVENT-WELD FITTINGS WITH 24" COVER				
		LATERAL LINE - SCHEDULE 40 PVC WITH SOLVENT-WELD FITTINGS, WITH 18" COVER, SIZE AS SHOWN. SEE NOTE NO. 10.				
		IRRIGATION SLEEVE - PIPE AT PAVEMENTS (SLEEVES) SHALL BE SCHEDULE 40 PVC. SIZE TO BE TWICE THE SIZE OF TOTAL PIPE DIAMETERS WITHIN THE SLEEVE, OR AS NOTED, WITH 30" COVER.				
		1" ELECTRICAL CONDUIT FOR FLOW SENSOR WIRING - SCH. 80 PVC AT 30" DEPTH WITH DETECTION LOCATOR TAPE.				
1 / 1" / 1.3		CONTROLLER STATION NUMBER APPROX. GPM FLOW THROUGH VALVE CONTROL VALVE SIZE				
P.O.C.		POINT OF CONNECTION -CONTRACTOR TO FIELD LOCATE EXISTING 6" RECYCLED WATER LINE WITH BOX AND BLOW-OFF VALVE INSIDE. TAP INTO RECYCLED WATER LINE AND EXTEND MAINLINE TO PROJECT SITE AS SHOWN.				
1		CONTRACTOR TO TIE MAIN LINE FOR QUICK COUPLERS TO DOMESTIC WATER LINE. INSTALL GATE VALVE AND BACKFLOW PREVENTER.				
2		IRRIGATION MAINLINE, LATERAL LINE AND VALVES SHOWN IN CONCRETE FOR PLAN CLARITY. CONTRACTOR SHALL INSTALL MAINLINE IN ADJACENT PLANTING AREA PER CITY STANDARD DETAIL.				
		BACKFLOW PREVENTER FOR QUICK COUPLERS: WILKENS 1-1/2", MODEL 975XL REDUCED PRESSURE BACKFLOW PREVENTION DEVICE				

KEY MAP

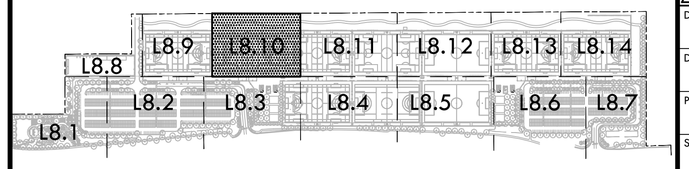

NORTH

0' 10' 20' 40' 80'

VERDE DESIGN
LANDSCAPE ARCHITECTURE
CIVIL ENGINEERING
SPORT PLANNING & DESIGN
1843 Iron Point Rd. Suite 140
Folsom, CA 95630
tel: 916.415.6554
fax: 916.415.6525
www.VerdeDesigninc.com

STAMP

CONSULTANT

SHEET TITLE
IRRIGATION PLAN

PROJECT NAME
ROSEVILLE SOCCER COMPLEX

PROJECT ADDRESS
2600 WESTBROOK BLVD
ROSEVILLE, CA 95747

SUBMITTAL	DATE
30% SUBMITTAL	04/29/22

NO.	REVISIONS	DATE

DRAWN BY
CHECKED BY
DATE ISSUED 04/29/2022
SCALE 1"=20'-0"
PROJ. NO. 2103800
SHEET NO. L8.10

IRRIGATION PLAN

ALL IDEAS, DESIGNS, ARRANGEMENTS, AND PLANS INDICATED OR REPRESENTED BY THIS DRAWING ARE OWNED BY AND ARE PROPERTY OF VERDE DESIGN, INC. AND WERE CREATED, EVOLVED AND DEVELOPED FOR USE ON AND IN CONNECTION WITH THE SPECIFIED PROJECT. NONE OF SUCH IDEAS, DESIGNS, ARRANGEMENTS, PLANS OR REPRESENTATIONS MAY BE USED OR DISCLOSED WITHOUT PRIOR WRITTEN CONSENT OF VERDE DESIGN, INC.

DRAWING NAME: Y:\Projects-FY\2021\2103800 - Roseville G Soccer Complex\CAD_SHR-RSC.dwg
PLOT DATE: 04-28-22 PLOTTED BY: station49

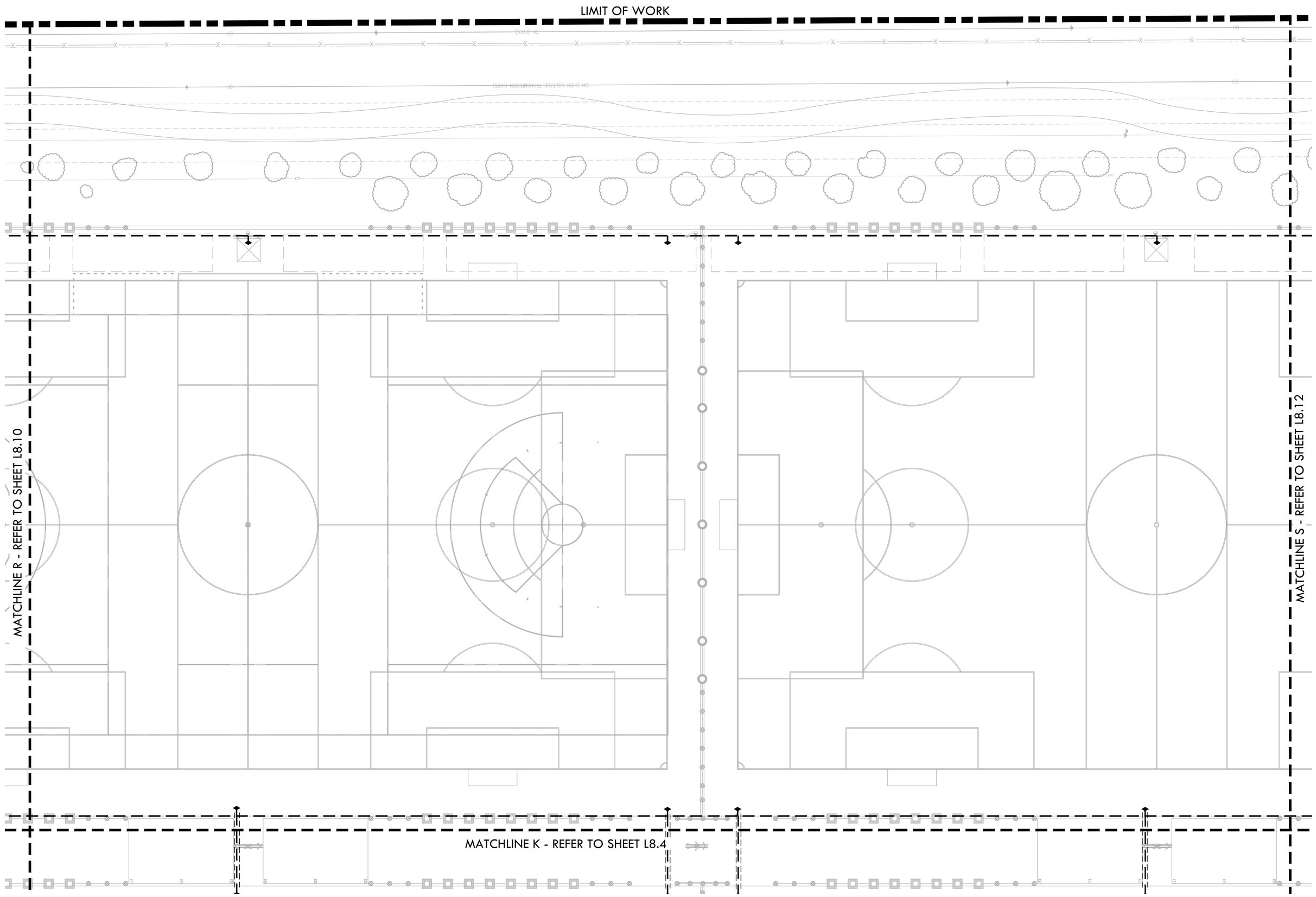

IRRIGATION NOTES

1. POC 1 IS DESIGNED TO OPERATE AT A MAXIMUM FLOW OF (90) GPM AND POC 2 IS DESIGNED TO OPERATE AT A MAXIMUM FLOW OF (27) GPM WITH A MINIMUM (60) STATIC P.S.I. AT BOTH POINTS OF CONNECTION. CONTRACTOR SHALL VERIFY PRESSURE PRIOR TO BEGINNING WORK. CONTACT OWNER IMMEDIATELY SHOULD DISCREPANCY ARISE AND RE-DIRECT WORK TO AVOID DELAY.
2. CONTRACTOR SHALL COORDINATE ELECTRICAL SUPPLY WITH GENERAL CONTRACTOR. GENERAL CONTRACTOR SHALL STUB APPROPRIATE POWER SUPPLY IN VICINITY OF CONTROLLER LOCATION.
3. IRRIGATION SYSTEM DESIGN IS DIAGRAMMATIC. WHERE PIPING, VALVES, QUICK COUPLERS, ETC. ARE SHOWN OUTSIDE PLANTING AREAS, OR LIMIT OF WORK; INTENT IS FOR PIPING, VALVES, ETC., TO BE INSTALLED WITHIN PLANTING AREAS OF PROPERTY. INDICATE EXACT LOCATIONS OF IRRIGATION EQUIPMENT ON RECORD DRAWINGS. REFER TO SPECIFICATIONS.
4. CONTRACTOR SHALL PROGRAM CONTROLLER TO ENSURE PROPER IRRIGATION. BASED ON PLANT TYPE, EXPOSURE AND SEASON.
5. CONTRACTOR SHALL USE EXTREME CARE WHERE IT IS NECESSARY TO TRENCH NEAR EXISTING TREES. EXCAVATION IN AREAS EXHIBITING ROOT 3" AND LARGER SHALL BE DONE BY HAND. ROOTS 2" OR LARGER IN DIAMETER DAMAGED IN CONSTRUCTION SHALL BE CLEANLY CUT.
6. CONTRACTOR SHALL MAKE MINOR ADJUSTMENTS TO HEAD LOCATIONS IN FIELD AS NECESSARY.
7. CONTRACTOR SHALL REFER TO DETAILS AND SPECIFICATIONS FOR ADDITIONAL INFORMATION.
8. ALL IRRIGATION COMPONENTS SHALL HAVE RECYCLED WATER IDENTIFIERS EXCEPT IRRIGATION BOXES. REFER TO SPECIFICATIONS.

IRRIGATION LEGEND

SYM.	MANUFAC.	MODEL NO./ DESCRIPTION	RAD.	GPM	PSI	DET REF
	RAINBIRD	ROTOR 8000 OR 5500	-	-	30	
	RAINBIRD	SPRAY HEADS R-VAN NOZZLES 1800 P45	-	-	30	
	RAINBIRD	BUBBLERS R-VAN SIDE STRIP NOZZLES 1800 PRS SERIES	-	-	30	
	RAINBIRD	-	-	-	30	
	RAINBIRD	-	-	-	30	
	RAINBIRD	-	-	-	30	
	RAINBIRD	-	-	-	30	
	RAINBIRD	-	-	-	50	
	RAINBIRD	-	-	-	50	
	RAINBIRD	-	-	-	50	
	RAINBIRD	-	-	-	50	
	RAINBIRD	PESB-PRS-D-R SERIES PRESSURE REGULATED PLASTIC REMOTE CONTROL VALVE. SIZE AS SHOWN, INSTALL WITHIN VALVE BOX AND "RCV" HEAT BRANDED ON COVER. INSTALL WITH ISOLATION VALVE PER CITY STANDARD DETAIL				
	NIBCO	NIBCO GATE VALVES SHALL BE LINE SIZED PER PLANS: VALVES 3" AND SMALLER SHALL BE NIBCO T-113-LF. VALVES 4" AND LARGER SHALL BE NIBCO F-619-LF FLANGED VALVE WITH SQUARE OPERATING UNIT.				
	RAINBIRD	QUICK COUPLER: RAINBIRD 44-NP: 1" NON-POTABLE, PURPLE LOCKING COVER, 2-PIECE BODY WITH 44-KEY AND SH-1 HOSE SWIVEL				
M		CONTRACTOR SHALL PURCHASE 4" RECYCLED WATER METER, SINGLE CHECK BACKFLOW DEVICE AND RESILIENT SEAT GATE VALVE THROUGH THE CITY AND INSTALL IN APPROXIMATE LOCATION AS SHOWN ON THE PLANS. INSTALL PER CITY OF ROSEVILLE ENVIRONMENTAL UTILITIES DEPARTMENT STANDARDS AND DETAILS, LATEST EDITION.				
F		AMIAD MANUAL STEEL FILTER PER CITY OF ROSEVILLE STANDARDS, MATCH LINE SIZE OF RECYCLED WATER METER.				
FS		CALSENSE MODEL FM-2B WITH MINIMUM FLOW READING OF 11 GPM AND MAXIMUM FLOW READING OF 166 GPM				
MV		3" SUPERIOR MODEL 3300-RW, ELECTRIC GLOBE VALVE CONSTRUCTED OF BRASS. REFER TO STANDARD SPECIFICATIONS, VALVE SHALL BE INSTALLED IN A 'JUMBO' SIZED VALVE BOX WITH LOCKING COVER AND 'MV' HEAT BRANDED ON COVER				
RV		6" CAL-VAL MODEL 690-01 DI BODY, SS TRIM AND PILOT VALVE RATED FOR 15-75 PSI				
BP		CUSTOM PUMP AND POWER. MODEL:				
A		3" IRRIGATION CONTROLLER				
B		1.3" IRRIGATION CONTROLLER				
		MAINLINE - 2-1/2" AND SMALLER: SCHEDULE 40 PURPLE PVC PIPE WITH SOLVENT-WELD FITTINGS AT 24" DEPTH. MAINLINE 3" AND LARGER: CLASS 200 PURPLE PVC PIPE RUBBER GASKETED PIPE AT 24" DEPTH. MAINLINE SHOWN IN HARDSCAPE FOR PLAN CLARITY. CONTRACTOR SHALL INSTALL MAIN LINE IN ADJACENT PLANTER AREA.				
		MAINLINE FOR POTABLE COUPLERS: 2" SCHEDULE 40 PVC WITH SOLVENT-WELD FITTINGS WITH 24" COVER				
		LATERAL LINE - SCHEDULE 40 PVC WITH SOLVENT-WELD FITTINGS, WITH 18" COVER, SIZE AS SHOWN. SEE NOTE NO. 10.				
		IRRIGATION SLEEVE - PIPE AT PAVEMENTS (SLEEVES) SHALL BE SCHEDULE 40 PVC. SIZE TO BE TWICE THE SIZE OF TOTAL PIPE DIAMETERS WITHIN THE SLEEVE, OR AS NOTED, WITH 30" COVER.				
		1" ELECTRICAL CONDUIT FOR FLOW SENSOR WIRING - SCH. 80 PVC AT 30" DEPTH WITH DETECTION LOCATOR TAPE.				
1 / 1" / 1.3		CONTROLLER STATION NUMBER APPROX. GPM FLOW THROUGH VALVE CONTROL VALVE SIZE				
P.O.C.		POINT OF CONNECTION -CONTRACTOR TO FIELD LOCATE EXISTING 6" RECYCLED WATER LINE WITH BOX AND BLOW-OFF VALVE INSIDE. TAP INTO RECYCLED WATER LINE AND EXTEND MAINLINE TO PROJECT SITE AS SHOWN.				
1		CONTRACTOR TO TIE MAIN LINE FOR QUICK COUPLERS TO DOMESTIC WATER LINE. INSTALL GATE VALVE AND BACKFLOW PREVENTER.				
2		IRRIGATION MAINLINE, LATERAL LINE AND VALVES SHOWN IN CONCRETE FOR PLAN CLARITY. CONTRACTOR SHALL INSTALL MAINLINE IN ADJACENT PLANTING AREA PER CITY STANDARD DETAIL.				
		BACKFLOW PREVENTER FOR QUICK COUPLERS: WILKENS 1-1/2", MODEL 975XL REDUCED PRESSURE BACKFLOW PREVENTION DEVICE				

KEY MAP

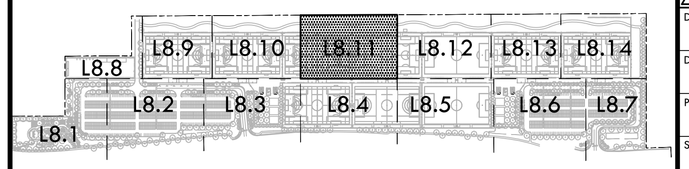

NORTH

0' 10' 20' 40' 80'

VERDE DESIGN
LANDSCAPE ARCHITECTURE
CIVIL ENGINEERING
SPORT PLANNING & DESIGN
1843 Iron Point Rd. Suite 140
Folsom, CA 95630
tel: 916.415.6554
fax: 916.415.6525
www.VerdeDesigninc.com

STAMP

CONSULTANT

SHEET TITLE
IRRIGATION PLAN

PROJECT NAME
ROSEVILLE SOCCER COMPLEX

PROJECT ADDRESS
2600 WESTBROOK BLVD
ROSEVILLE, CA 95747

SUBMITTAL	DATE
30% SUBMITTAL	04/29/22

NO.	REVISIONS	DATE

DRAWN BY	CHECKED BY
DATE ISSUED 04/29/2022	SCALE 1"=20'-0"
PROJ. NO. 2103800	
SHEET NO. L8.11	

ALL IDEAS, DESIGNS, ARRANGEMENTS, AND PLANS INDICATED OR REPRESENTED BY THIS DRAWING ARE OWNED BY AND THE PROPERTY OF VERDE DESIGN, INC. AND WERE PREPARED, EVOLVED, AND DEVELOPED FOR USE ON AND IN CONNECTION WITH THE SPECIFIED PROJECT. NONE OF SUCH IDEAS, DESIGNS, ARRANGEMENTS, AND PLANS SHALL BE USED BY ANY PERSON OR ENTITY FOR ANY PURPOSE WHATSOEVER, OTHER THAN FOR THE SPECIFIED PROJECT, WITHOUT THE PRIOR WRITTEN CONSENT OF VERDE DESIGN, INC.

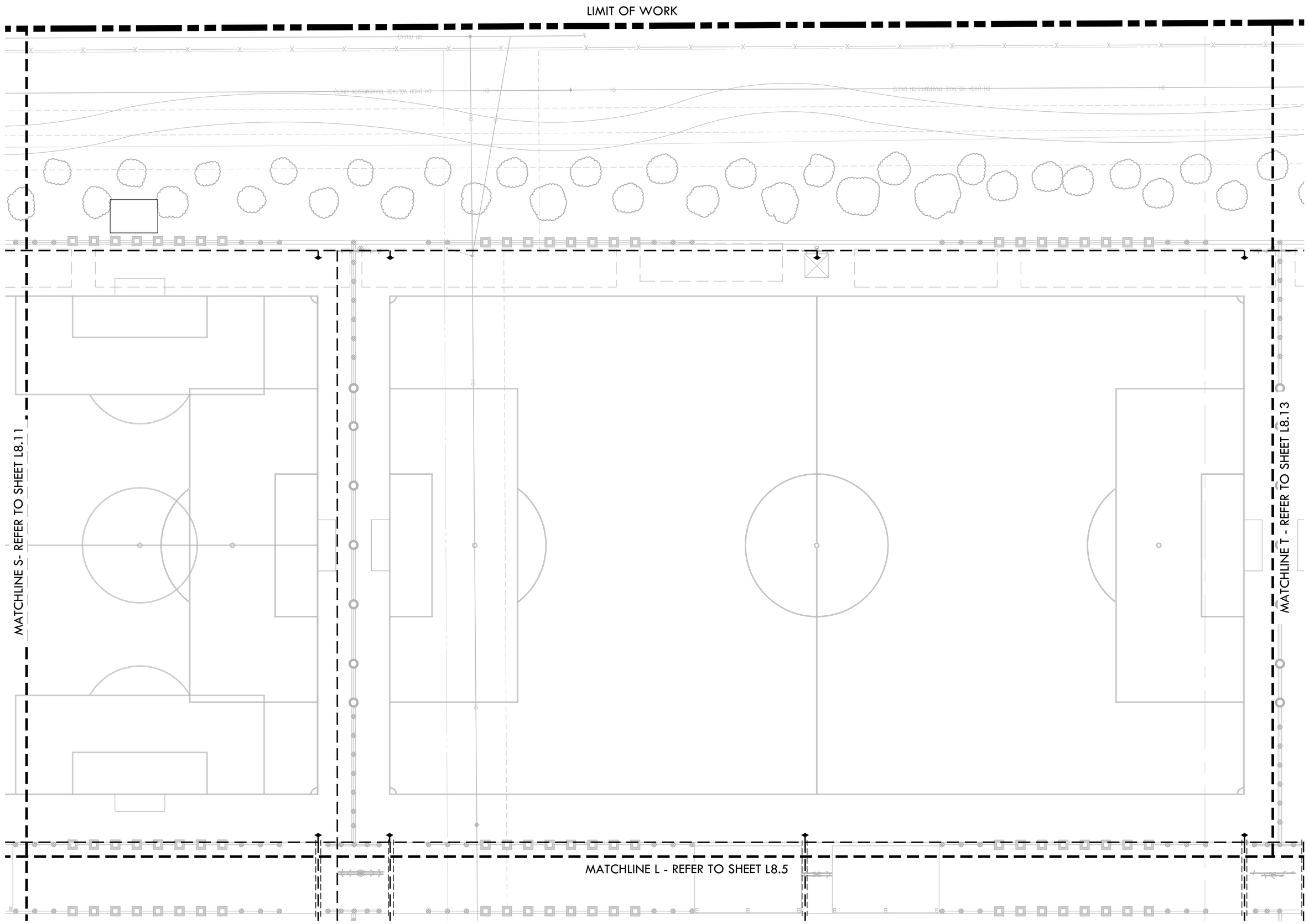

IRRIGATION NOTES

1. POC 1 IS DESIGNED TO OPERATE AT A MAXIMUM FLOW OF (90) GPM AND POC 2 IS DESIGNED TO OPERATE AT A MAXIMUM FLOW OF (27) GPM WITH A MINIMUM (60) STATIC P.S.I. AT BOTH POINTS OF CONNECTION. CONTRACTOR SHALL VERIFY PRESSURE PRIOR TO BEGINNING WORK. CONTACT OWNER IMMEDIATELY SHOULD DISCREPANCY ARISE AND RE-DIRECT WORK TO AVOID DELAY.
2. CONTRACTOR SHALL COORDINATE ELECTRICAL SUPPLY WITH GENERAL CONTRACTOR. GENERAL CONTRACTOR SHALL STUB APPROPRIATE POWER SUPPLY IN VICINITY OF CONTROLLER LOCATION.
3. IRRIGATION SYSTEM DESIGN IS DIAGRAMMATIC. WHERE PIPING, VALVES, QUICK COUPLERS, ETC. ARE SHOWN OUTSIDE PLANTING AREAS, OR LIMIT OF WORK; INTENT IS FOR PIPING, VALVES, ETC., TO BE INSTALLED WITHIN PLANTING AREAS OF PROPERTY. INDICATE EXACT LOCATIONS OF IRRIGATION EQUIPMENT ON RECORD DRAWINGS. REFER TO SPECIFICATIONS.
4. CONTRACTOR SHALL PROGRAM CONTROLLER TO ENSURE PROPER IRRIGATION. BASED ON PLANT TYPE, EXPOSURE AND SEASON.
5. CONTRACTOR SHALL USE EXTREME CARE WHERE IT IS NECESSARY TO TRENCH NEAR EXISTING TREES. EXCAVATION IN AREAS EXHIBITING ROOT 3" AND LARGER SHALL BE DONE BY HAND. ROOTS 2" OR LARGER IN DIAMETER DAMAGED IN CONSTRUCTION SHALL BE CLEANLY CUT.
6. CONTRACTOR SHALL MAKE MINOR ADJUSTMENTS TO HEAD LOCATIONS IN FIELD AS NECESSARY.
7. CONTRACTOR SHALL REFER TO DETAILS AND SPECIFICATIONS FOR ADDITIONAL INFORMATION.
8. ALL IRRIGATION COMPONENTS SHALL HAVE RECYCLED WATER IDENTIFIERS EXCEPT IRRIGATION BOXES. REFER TO SPECIFICATIONS.

IRRIGATION LEGEND

SYM.	MANUFAC.	MODEL NO./ DESCRIPTION	RAD.	GPM	PSI	DET REF
	RAINBIRD	ROTOR 8000 OR 5500	-	-	30	
	RAINBIRD	SPRAY HEADS R-VAN NOZZLES 1800 P45	-	-	30	
	RAINBIRD	BUBBLERS R-VAN SIDE STRIP NOZZLES 1800 PRS SERIES	-	-	30	
	RAINBIRD	-	-	-	30	
	RAINBIRD	-	-	-	30	
	RAINBIRD	-	-	-	30	
	RAINBIRD	-	-	-	30	
	RAINBIRD	-	-	-	50	
	RAINBIRD	-	-	-	50	
	RAINBIRD	-	-	-	50	
	RAINBIRD	-	-	-	50	
	RAINBIRD	PESB-PRS-D-R SERIES PRESSURE REGULATED PLASTIC REMOTE CONTROL VALVE. SIZE AS SHOWN, INSTALL WITHIN VALVE BOX AND "RCV" HEAT BRANDED ON COVER. INSTALL WITH ISOLATION VALVE PER CITY STANDARD DETAIL				
	NIBCO	NIBCO GATE VALVES SHALL BE LINE SIZED PER PLANS: VALVES 3" AND SMALLER SHALL BE NIBCO T-113-LF. VALVES 4" AND LARGER SHALL BE NIBCO F-619-LF FLANGED VALVE WITH SQUARE OPERATING UNIT.				
	RAINBIRD	QUICK COUPLER: RAINBIRD 44-NP: 1" NON-POTABLE, PURPLE LOCKING COVER, 2-PIECE BODY WITH 44-KEY AND SH-1 HOSE SWIVEL				
M		CONTRACTOR SHALL PURCHASE 4" RECYCLED WATER METER, SINGLE CHECK BACKFLOW DEVICE AND RESILIENT SEAT GATE VALVE THROUGH THE CITY AND INSTALL IN APPROXIMATE LOCATION AS SHOWN ON THE PLANS. INSTALL PER CITY OF ROSEVILLE ENVIRONMENTAL UTILITIES DEPARTMENT STANDARDS AND DETAILS, LATEST EDITION.				
F		AMIAD MANUAL STEEL FILTER PER CITY OF ROSEVILLE STANDARDS, MATCH LINE SIZE OF RECYCLED WATER METER.				
FS		CALSENSE MODEL FM-2B WITH MINIMUM FLOW READING OF 11 GPM AND MAXIMUM FLOW READING OF 166 GPM				
MV		3" SUPERIOR MODEL 3300-RW, ELECTRIC GLOBE VALVE CONSTRUCTED OF BRASS. REFER TO STANDARD SPECIFICATIONS, VALVE SHALL BE INSTALLED IN A 'JUMBO' SIZED VALVE BOX WITH LOCKING COVER AND 'MV' HEAT BRANDED ON COVER				
RV		6" CAL-VAL MODEL 690-01 DI BODY, SS TRIM AND PILOT VALVE RATED FOR 15-75 PSI				
BP		CUSTOM PUMP AND POWER. MODEL:				
A		3" IRRIGATION CONTROLLER				
B		1.3" IRRIGATION CONTROLLER				
	MAINLINE - 2-1/2" AND SMALLER: SCHEDULE 40 PURPLE PVC PIPE WITH SOLVENT-WELD FITTINGS AT 24" DEPTH. MAINLINE 3" AND LARGER: CLASS 200 PURPLE PVC PIPE RUBBER GASKETED PIPE AT 24" DEPTH. MAINLINE SHOWN IN HARDSCAPE FOR PLAN CLARITY. CONTRACTOR SHALL INSTALL MAIN LINE IN ADJACENT PLANTER AREA.					
	MAINLINE FOR POTABLE COUPLERS: 2" SCHEDULE 40 PVC WITH SOLVENT-WELD FITTINGS WITH 24" COVER					
	LATERAL LINE - SCHEDULE 40 PVC WITH SOLVENT-WELD FITTINGS, WITH 18" COVER, SIZE AS SHOWN. SEE NOTE NO. 10.					
	IRRIGATION SLEEVE - PIPE AT PAVEMENTS (SLEEVES) SHALL BE SCHEDULE 40 PVC. SIZE TO BE TWICE THE SIZE OF TOTAL PIPE DIAMETERS WITHIN THE SLEEVE, OR AS NOTED, WITH 30" COVER.					
	1" ELECTRICAL CONDUIT FOR FLOW SENSOR WIRING - SCH. 80 PVC AT 30" DEPTH WITH DETECTION LOCATOR TAPE.					
1 / 1" / 1.3	CONTROLLER STATION NUMBER APPROX. GPM FLOW THROUGH VALVE CONTROL VALVE SIZE					
P.O.C.	POINT OF CONNECTION -CONTRACTOR TO FIELD LOCATE EXISTING 6" RECYCLED WATER LINE WITH BOX AND BLOW-OFF VALVE INSIDE. TAP INTO RECYCLED WATER LINE AND EXTEND MAINLINE TO PROJECT SITE AS SHOWN.					
1	CONTRACTOR TO TIE MAIN LINE FOR QUICK COUPLERS TO DOMESTIC WATER LINE. INSTALL GATE VALVE AND BACKFLOW PREVENTER.					
2	IRRIGATION MAINLINE, LATERAL LINE AND VALVES SHOWN IN CONCRETE FOR PLAN CLARITY. CONTRACTOR SHALL INSTALL MAINLINE IN ADJACENT PLANTING AREA PER CITY STANDARD DETAIL					
	BACKFLOW PREVENTER FOR QUICK COUPLERS: WILKENS 1-1/2", MODEL 975XL REDUCED PRESSURE BACKFLOW PREVENTION DEVICE					

NORTH

0' 10' 20' 40' 80'

KEY MAP

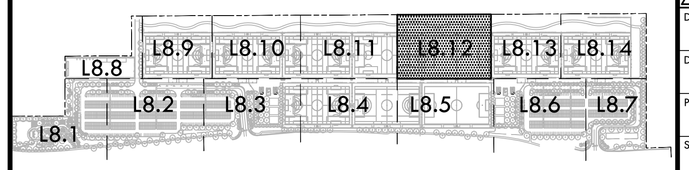

VERDE DESIGN
LANDSCAPE ARCHITECTURE
CIVIL ENGINEERING
SPORT PLANNING & DESIGN
1843 Iron Point Rd. Suite 140
Folsom, CA 95630
tel: 916.415.6554
fax: 916.415.6525
www.VerdeDesigninc.com

STAMP

CONSULTANT

SHEET TITLE
IRRIGATION PLAN

PROJECT NAME
ROSEVILLE SOCCER COMPLEX

PROJECT ADDRESS
2600 WESTBROOK BLVD
ROSEVILLE, CA 95747

SUBMITTAL	DATE
30% SUBMITTAL	04/29/22

NO.	REVISIONS	DATE
1		
2		
3		
4		
5		
6		

DRAWN BY
CHECKED BY
DATE ISSUED 04/29/2022
SCALE 1"=20'-0"
PROJ. NO. 2103800
SHEET NO. L8.12

IRRIGATION PLAN

ALL IDEAS, DESIGNS, ARRANGEMENTS, AND PLANS INDICATED OR REPRESENTED BY THIS DRAWING ARE OWNED BY AND THE PROPERTY OF VERDE DESIGN, INC AND WERE CREATED, EVOLVED AND DEVELOPED FOR USE ON AND IN CONNECTION WITH THE SPECIFIED PROJECT. NONE OF SUCH IDEAS, DESIGNS, ARRANGEMENTS AND PLANS MAY BE USED OR REPRODUCED IN ANY WAY FOR ANY OTHER PROJECT OR ELSEWHERE WITHOUT THE PRIOR WRITTEN CONSENT OF VERDE DESIGN, INC.

DRAWING NAME: Y:\Projects-FO\2021\2103800 - Roseville 6 Soccer Complex\CAD_IRR-RSC.dwg
PLOT DATE: 04-28-22 PLOTTED BY: station49

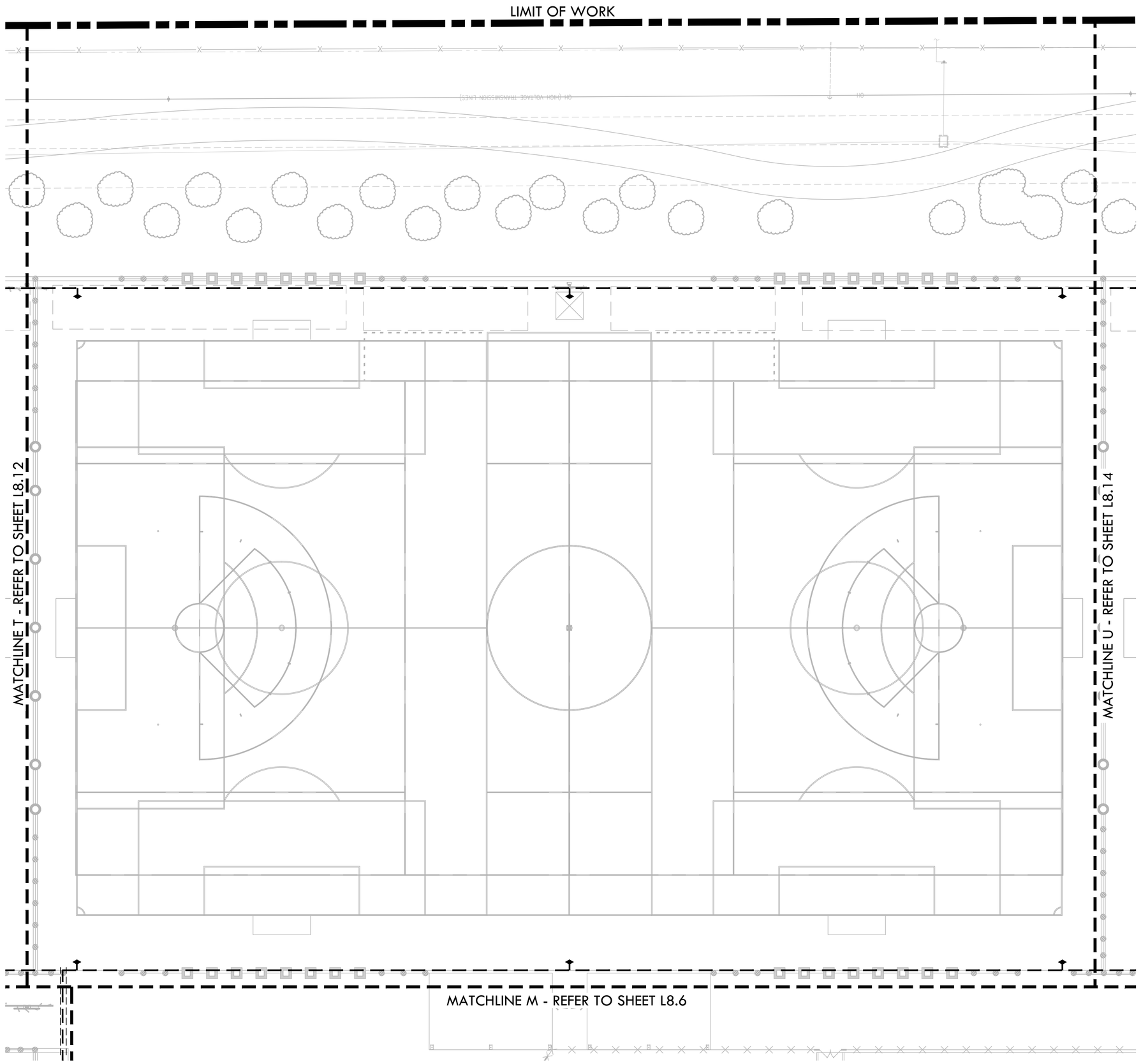

IRRIGATION NOTES

1. POC 1 IS DESIGNED TO OPERATE AT A MAXIMUM FLOW OF (90) GPM AND POC 2 IS DESIGNED TO OPERATE AT A MAXIMUM FLOW OF (27) GPM WITH A MINIMUM (60) STATIC P.S.I. AT BOTH POINTS OF CONNECTION. CONTRACTOR SHALL VERIFY PRESSURE PRIOR TO BEGINNING WORK. CONTACT OWNER IMMEDIATELY SHOULD DISCREPANCY ARISE AND RE-DIRECT WORK TO AVOID DELAY.
2. CONTRACTOR SHALL COORDINATE ELECTRICAL SUPPLY WITH GENERAL CONTRACTOR. GENERAL CONTRACTOR SHALL STUB APPROPRIATE POWER SUPPLY IN VICINITY OF CONTROLLER LOCATION.
3. IRRIGATION SYSTEM DESIGN IS DIAGRAMMATIC. WHERE PIPING, VALVES, QUICK COUPLERS, ETC. ARE SHOWN OUTSIDE PLANTING AREAS, OR LIMIT OF WORK; INTENT IS FOR PIPING, VALVES, ETC., TO BE INSTALLED WITHIN PLANTING AREAS OF PROPERTY. INDICATE EXACT LOCATIONS OF IRRIGATION EQUIPMENT ON RECORD DRAWINGS. REFER TO SPECIFICATIONS.
4. CONTRACTOR SHALL PROGRAM CONTROLLER TO ENSURE PROPER IRRIGATION. BASED ON PLANT TYPE, EXPOSURE AND SEASON.
5. CONTRACTOR SHALL USE EXTREME CARE WHERE IT IS NECESSARY TO TRENCH NEAR EXISTING TREES. EXCAVATION IN AREAS EXHIBITING ROOT 3" AND LARGER SHALL BE DONE BY HAND. ROOTS 2" OR LARGER IN DIAMETER DAMAGED IN CONSTRUCTION SHALL BE CLEANLY CUT.
6. CONTRACTOR SHALL MAKE MINOR ADJUSTMENTS TO HEAD LOCATIONS IN FIELD AS NECESSARY.
7. CONTRACTOR SHALL REFER TO DETAILS AND SPECIFICATIONS FOR ADDITIONAL INFORMATION.
8. ALL IRRIGATION COMPONENTS SHALL HAVE RECYCLED WATER IDENTIFIERS EXCEPT IRRIGATION BOXES. REFER TO SPECIFICATIONS.

IRRIGATION LEGEND

SYM.	MANUFAC.	MODEL NO./ DESCRIPTION	RAD.	GPM	PSI	DET REF
	RAINBIRD	ROTOR 8000 OR 5500	-	-	30	
	RAINBIRD	SPRAY HEADS R-VAN NOZZLES 1800 P45	-	-	30	
	RAINBIRD	BUBBLERS R-VAN SIDE STRIP NOZZLES 1800 PRS SERIES	-	-	30	
	RAINBIRD	-	-	-	30	
	RAINBIRD	-	-	-	30	
	RAINBIRD	-	-	-	30	
	RAINBIRD	-	-	-	30	
	RAINBIRD	-	-	-	50	
	RAINBIRD	-	-	-	50	
	RAINBIRD	-	-	-	50	
	RAINBIRD	-	-	-	50	
	RAINBIRD	PESB-PRS-D-R SERIES PRESSURE REGULATED PLASTIC REMOTE CONTROL VALVE. SIZE AS SHOWN, INSTALL WITHIN VALVE BOX AND 'RCV' HEAT BRANDED ON COVER. INSTALL WITH ISOLATION VALVE PER CITY STANDARD DETAIL				
	NIBCO	NIBCO GATE VALVES SHALL BE LINE SIZED PER PLANS: VALVES 3" AND SMALLER SHALL BE NIBCO T-113-LF. VALVES 4" AND LARGER SHALL BE NIBCO F-619-LF FLANGED VALVE WITH SQUARE OPERATING UNIT.				
	RAINBIRD	QUICK COUPLER: RAINBIRD 44-NP: 1" NON-POTABLE, PURPLE LOCKING COVER, 2-PIECE BODY WITH 44-KEY AND SH-1 HOSE SWIVEL				
M		CONTRACTOR SHALL PURCHASE 4" RECYCLED WATER METER, SINGLE CHECK BACKFLOW DEVICE AND RESILIENT SEAT GATE VALVE THROUGH THE CITY AND INSTALL IN APPROXIMATE LOCATION AS SHOWN ON THE PLANS. INSTALL PER CITY OF ROSEVILLE ENVIRONMENTAL UTILITIES DEPARTMENT STANDARDS AND DETAILS, LATEST EDITION.				
F		AMIAD MANUAL STEEL FILTER PER CITY OF ROSEVILLE STANDARDS, MATCH LINE SIZE OF RECYCLED WATER METER.				
FS		CALSENSE MODEL FM-2B WITH MINIMUM FLOW READING OF 11 GPM AND MAXIMUM FLOW READING OF 166 GPM				
MV		3" SUPERIOR MODEL 3300-RW, ELECTRIC GLOBE VALVE CONSTRUCTED OF BRASS. REFER TO STANDARD SPECIFICATIONS, VALVE SHALL BE INSTALLED IN A 'JUMBO' SIZED VALVE BOX WITH LOCKING COVER AND 'MV' HEAT BRANDED ON COVER				
RV		6" CAL-VAL MODEL 690-01 DI BODY, SS TRIM AND PILOT VALVE RATED FOR 15-75 PSI				
BP		CUSTOM PUMP AND POWER. MODEL:				
A		3" IRRIGATION CONTROLLER				
B		1.3" IRRIGATION CONTROLLER				
		MAINLINE - 2-1/2" AND SMALLER: SCHEDULE 40 PURPLE PVC PIPE WITH SOLVENT-WELD FITTINGS AT 24" DEPTH. MAINLINE 3" AND LARGER: CLASS 200 PURPLE PVC PIPE RUBBER GASKETED PIPE AT 24" DEPTH. MAINLINE SHOWN IN HARDSCAPE FOR PLAN CLARITY. CONTRACTOR SHALL INSTALL MAIN LINE IN ADJACENT PLANTER AREA.				
		MAINLINE FOR POTABLE COUPLERS: 2" SCHEDULE 40 PVC WITH SOLVENT-WELD FITTINGS WITH 24" COVER				
		LATERAL LINE - SCHEDULE 40 PVC WITH SOLVENT-WELD FITTINGS, WITH 18" COVER, SIZE AS SHOWN. SEE NOTE NO. 10.				
		IRRIGATION SLEEVE - PIPE AT PAVEMENTS (SLEEVES) SHALL BE SCHEDULE 40 PVC. SIZE TO BE TWICE THE SIZE OF TOTAL PIPE DIAMETERS WITHIN THE SLEEVE, OR AS NOTED, WITH 30" COVER.				
		1" ELECTRICAL CONDUIT FOR FLOW SENSOR WIRING - SCH. 80 PVC AT 30" DEPTH WITH DETECTION LOCATOR TAPE.				
1 / 1" / 1.3		CONTROLLER STATION NUMBER APPROX. GPM FLOW THROUGH VALVE CONTROL VALVE SIZE				
P.O.C.		POINT OF CONNECTION -CONTRACTOR TO FIELD LOCATE EXISTING 6" RECYCLED WATER LINE WITH BOX AND BLOW-OFF VALVE INSIDE. TAP INTO RECYCLED WATER LINE AND EXTEND MAINLINE TO PROJECT SITE AS SHOWN.				
1		CONTRACTOR TO TIE MAIN LINE FOR QUICK COUPLERS TO DOMESTIC WATER LINE. INSTALL GATE VALVE AND BACKFLOW PREVENTER.				
2		IRRIGATION MAINLINE, LATERAL LINE AND VALVES SHOWN IN CONCRETE FOR PLAN CLARITY. CONTRACTOR SHALL INSTALL MAINLINE IN ADJACENT PLANTING AREA PER CITY STANDARD DETAIL.				
		BACKFLOW PREVENTER FOR QUICK COUPLERS: WILKENS 1-1/2", MODEL 975XL REDUCED PRESSURE BACKFLOW PREVENTION DEVICE				

KEY MAP

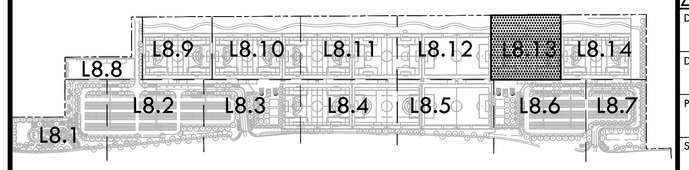

NORTH

0' 10' 20' 40' 80'

VERDE DESIGN
LANDSCAPE ARCHITECTURE
CIVIL ENGINEERING
SPORT PLANNING & DESIGN
1843 Iron Point Rd. Suite 140
Folsom, CA 95630
tel: 916.415.6554
fax: 916.415.6525
www.VerdeDesigninc.com

STAMP

CONSULTANT

SHEET TITLE
IRRIGATION PLAN

PROJECT NAME
ROSEVILLE SOCCER COMPLEX

PROJECT ADDRESS
2600 WESTBROOK BLVD
ROSEVILLE, CA 95747

SUBMITTAL	DATE
30% SUBMITTAL	04/29/22

NO.	REVISIONS	DATE

DRAWN BY
CHECKED BY
DATE ISSUED 04/29/2022
SCALE 1"=20'-0"
PROJ. NO. 2103800
SHEET NO. L8.13

ALL IDEAS, DESIGNS, ARRANGEMENTS, AND PLANS INDICATED OR REPRESENTED BY THIS DRAWING ARE OWNED BY AND THE PROPERTY OF VERDE DESIGN, INC. AND WERE CREATED, EVOLVED, AND DEVELOPED FOR USE ON AND IN CONNECTION WITH THE SPECIFIED PROJECT. NONE OF SUCH IDEAS, DESIGNS, ARRANGEMENTS, AND PLANS MAY BE USED BY ANY PERSON OR ENTITY FOR ANY PURPOSE OTHER THAN FOR THE SPECIFIED PROJECT OF VERDE DESIGN, INC. WITHOUT THE WRITTEN PERMISSION OF VERDE DESIGN, INC. ANY ALLEGED OR ACTUAL USE BY ANY PERSON OR ENTITY FOR ANY OTHER PROJECT, OR OTHERWISE IN VIOLATION OF THE FOREGOING, WITHOUT THE WRITTEN PERMISSION OF VERDE DESIGN, INC. IS PROHIBITED.

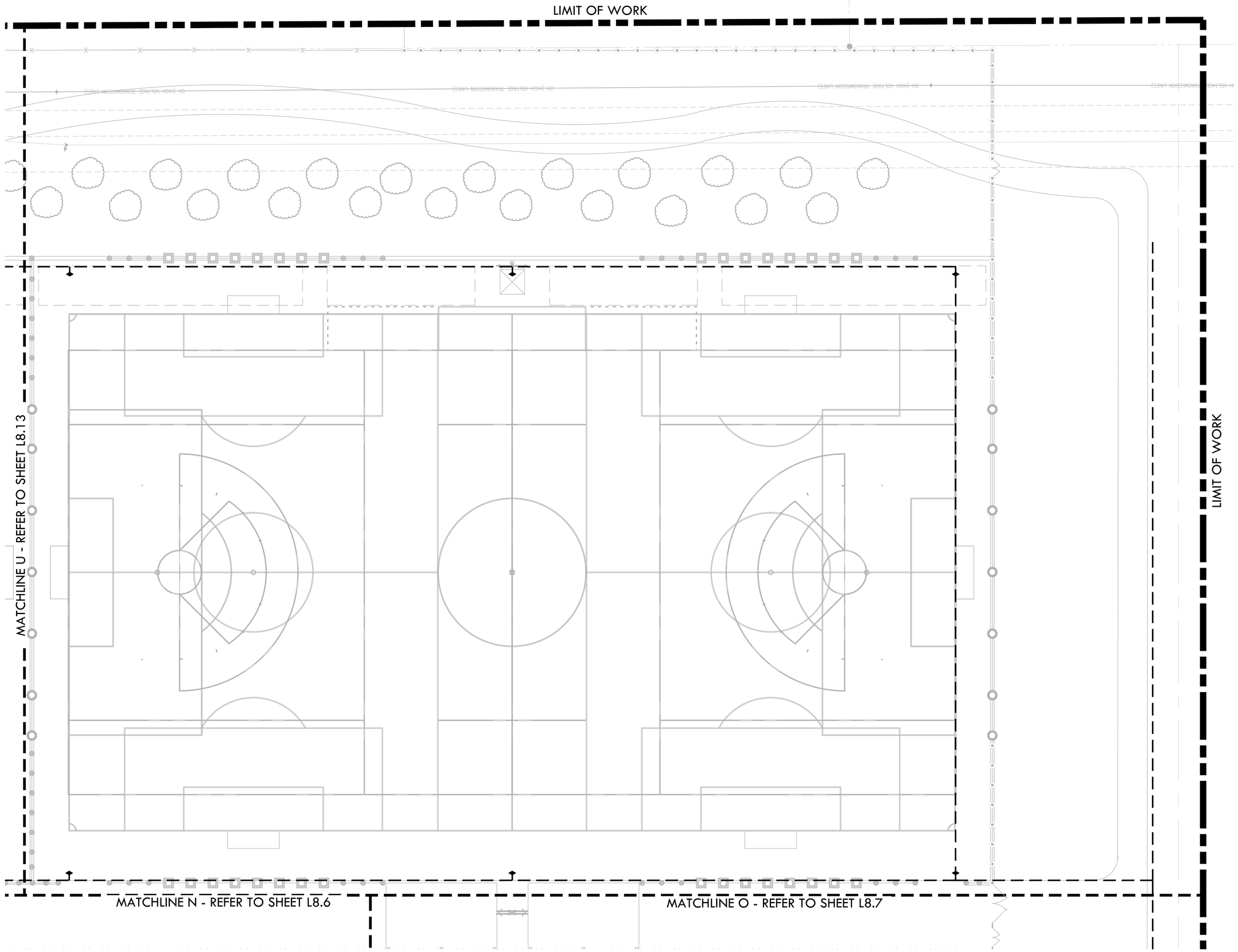

NORTH

0' 10' 20' 40' 80'

IRRIGATION NOTES

1. POC 1 IS DESIGNED TO OPERATE AT A MAXIMUM FLOW OF (90) GPM AND POC 2 IS DESIGNED TO OPERATE AT A MAXIMUM FLOW OF (27) GPM WITH A MINIMUM (60) STATIC P.S.I. AT BOTH POINTS OF CONNECTION. CONTRACTOR SHALL VERIFY PRESSURE PRIOR TO BEGINNING WORK. CONTACT OWNER IMMEDIATELY SHOULD DISCREPANCY ARISE AND RE-DIRECT WORK TO AVOID DELAY.
2. CONTRACTOR SHALL COORDINATE ELECTRICAL SUPPLY WITH GENERAL CONTRACTOR. GENERAL CONTRACTOR SHALL STUB APPROPRIATE POWER SUPPLY IN VICINITY OF CONTROLLER LOCATION.
3. IRRIGATION SYSTEM DESIGN IS DIAGRAMMATIC. WHERE PIPING, VALVES, QUICK COUPLERS, ETC. ARE SHOWN OUTSIDE PLANTING AREAS, OR LIMIT OF WORK; INTENT IS FOR PIPING, VALVES, ETC., TO BE INSTALLED WITHIN PLANTING AREAS OF PROPERTY. INDICATE EXACT LOCATIONS OF IRRIGATION EQUIPMENT ON RECORD DRAWINGS. REFER TO SPECIFICATIONS.
4. CONTRACTOR SHALL PROGRAM CONTROLLER TO ENSURE PROPER IRRIGATION. BASED ON PLANT TYPE, EXPOSURE AND SEASON.
5. CONTRACTOR SHALL USE EXTREME CARE WHERE IT IS NECESSARY TO TRENCH NEAR EXISTING TREES. EXCAVATION IN AREAS EXHIBITING ROOT 3" AND LARGER SHALL BE DONE BY HAND. ROOTS 2" OR LARGER IN DIAMETER DAMAGED IN CONSTRUCTION SHALL BE CLEANLY CUT.
6. CONTRACTOR SHALL MAKE MINOR ADJUSTMENTS TO HEAD LOCATIONS IN FIELD AS NECESSARY.
7. CONTRACTOR SHALL REFER TO DETAILS AND SPECIFICATIONS FOR ADDITIONAL INFORMATION.
8. ALL IRRIGATION COMPONENTS SHALL HAVE RECYCLED WATER IDENTIFIERS EXCEPT IRRIGATION BOXES. REFER TO SPECIFICATIONS.

IRRIGATION LEGEND

SYM.	MANUFAC.	MODEL NO./ DESCRIPTION	RAD.	GPM	PSI	DET REF
	RAINBIRD	ROTOR 8000 OR 5500	-	-	30	
	RAINBIRD	SPRAY HEADS R-VAN NOZZLES 1800 P45	-	-	30	
	RAINBIRD	BUBBLERS R-VAN SIDE STRIP NOZZLES 1800 PRS SERIES	-	-	30	
	RAINBIRD	-	-	-	30	
	RAINBIRD	-	-	-	30	
	RAINBIRD	-	-	-	30	
	RAINBIRD	-	-	-	30	
	RAINBIRD	-	-	-	50	
	RAINBIRD	-	-	-	50	
	RAINBIRD	-	-	-	50	
	RAINBIRD	-	-	-	50	
	RAINBIRD	PESB-PRS-D-R SERIES PRESSURE REGULATED PLASTIC REMOTE CONTROL VALVE. SIZE AS SHOWN, INSTALL WITHIN VALVE BOX AND 'RCV' HEAT BRANDED ON COVER. INSTALL WITH ISOLATION VALVE PER CITY STANDARD DETAIL				
	NIBCO	NIBCO GATE VALVES SHALL BE LINE SIZED PER PLANS: VALVES 3" AND SMALLER SHALL BE NIBCO T-113-LF. VALVES 4" AND LARGER SHALL BE NIBCO F-619-LF FLANGED VALVE WITH SQUARE OPERATING UNIT.				
	RAINBIRD	QUICK COUPLER: RAINBIRD 44-NP: 1" NON-POTABLE, PURPLE LOCKING COVER, 2-PIECE BODY WITH 44-KEY AND SH-1 HOSE SWIVEL				
M		CONTRACTOR SHALL PURCHASE 4" RECYCLED WATER METER, SINGLE CHECK BACKFLOW DEVICE AND RESILIENT SEAT GATE VALVE THROUGH THE CITY AND INSTALL IN APPROXIMATE LOCATION AS SHOWN ON THE PLANS. INSTALL PER CITY OF ROSEVILLE ENVIRONMENTAL UTILITIES DEPARTMENT STANDARDS AND DETAILS, LATEST EDITION.				
F		AMIAD MANUAL STEEL FILTER PER CITY OF ROSEVILLE STANDARDS, MATCH LINE SIZE OF RECYCLED WATER METER.				
FS		CALSENSE MODEL FM-2B WITH MINIMUM FLOW READING OF 11 GPM AND MAXIMUM FLOW READING OF 166 GPM				
MV		3" SUPERIOR MODEL 3300-RW, ELECTRIC GLOBE VALVE CONSTRUCTED OF BRASS. REFER TO STANDARD SPECIFICATIONS, VALVE SHALL BE INSTALLED IN A 'JUMBO' SIZED VALVE BOX WITH LOCKING COVER AND 'MV' HEAT BRANDED ON COVER				
RV		6" CAL-VAL MODEL 690-01 DI BODY, SS TRIM AND PILOT VALVE RATED FOR 15-75 PSI				
BP		CUSTOM PUMP AND POWER. MODEL:				
A		3" IRRIGATION CONTROLLER				
B		1.3" IRRIGATION CONTROLLER				
		MAINLINE - 2-1/2" AND SMALLER: SCHEDULE 40 PURPLE PVC PIPE WITH SOLVENT-WELD FITTINGS AT 24" DEPTH. MAINLINE 3" AND LARGER: CLASS 200 PURPLE PVC PIPE RUBBER GASKETED PIPE AT 24" DEPTH. MAINLINE SHOWN IN HARDSCAPE FOR PLAN CLARITY. CONTRACTOR SHALL INSTALL MAIN LINE IN ADJACENT PLANTER AREA.				
		MAINLINE FOR POTABLE COUPLERS: 2" SCHEDULE 40 PVC WITH SOLVENT-WELD FITTINGS WITH 24" COVER				
		LATERAL LINE - SCHEDULE 40 PVC WITH SOLVENT-WELD FITTINGS, WITH 18" COVER, SIZE AS SHOWN. SEE NOTE NO. 10.				
		IRRIGATION SLEEVE - PIPE AT PAVEMENTS (SLEEVES) SHALL BE SCHEDULE 40 PVC. SIZE TO BE TWICE THE SIZE OF TOTAL PIPE DIAMETERS WITHIN THE SLEEVE, OR AS NOTED, WITH 30" COVER.				
		1" ELECTRICAL CONDUIT FOR FLOW SENSOR WIRING - SCH. 80 PVC AT 30" DEPTH WITH DETECTION LOCATOR TAPE.				
1 / 1" / 1.3		CONTROLLER STATION NUMBER / APPROX. GPM FLOW THROUGH VALVE / CONTROL VALVE SIZE				
P.O.C.		POINT OF CONNECTION -CONTRACTOR TO FIELD LOCATE EXISTING 6" RECYCLED WATER LINE WITH BOX AND BLOW-OFF VALVE INSIDE. TAP INTO RECYCLED WATER LINE AND EXTEND MAINLINE TO PROJECT SITE AS SHOWN.				
1		CONTRACTOR TO TIE MAIN LINE FOR QUICK COUPLERS TO DOMESTIC WATER LINE. INSTALL GATE VALVE AND BACKFLOW PREVENTER.				
2		IRRIGATION MAINLINE, LATERAL LINE AND VALVES SHOWN IN CONCRETE FOR PLAN CLARITY. CONTRACTOR SHALL INSTALL MAINLINE IN ADJACENT PLANTING AREA PER CITY STANDARD DETAIL.				
		BACKFLOW PREVENTER FOR QUICK COUPLERS: WILKENS 1-1/2", MODEL 975XL REDUCED PRESSURE BACKFLOW PREVENTION DEVICE				

KEY MAP

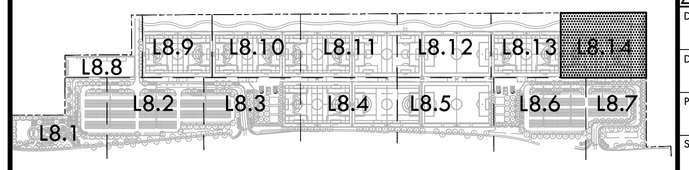

VERDE DESIGN
LANDSCAPE ARCHITECTURE
CIVIL ENGINEERING
SPORT PLANNING & DESIGN
1843 Iron Point Rd. Suite 140
Folsom, CA 95630
tel: 916.415.6554
fax: 916.415.6525
www.VerdeDesigninc.com

STAMP

CONSULTANT

SHEET TITLE
IRRIGATION PLAN

PROJECT NAME
ROSEVILLE SOCCER COMPLEX

PROJECT ADDRESS
2600 WESTBROOK BLVD
ROSEVILLE, CA 95747

SUBMITTAL	DATE
30% SUBMITTAL	04/29/22

NO.	REVISIONS	DATE

DRAWN BY
CHECKED BY
DATE ISSUED 04/29/2022
SCALE 1"=20'-0"
PROJ. NO. 2103800
SHEET NO. L8.14

ALL IDEAS, DESIGNS, ARRANGEMENTS, AND PLANS INDICATED OR REPRESENTED BY THIS DRAWING ARE OWNED BY AND ARE THE PROPERTY OF VERDE DESIGN, INC. AND WERE CREATED, FOLVED, AND DEVELOPED FOR USE ON AND IN CONNECTION WITH THE SPECIFIED PROJECT. NONE OF SUCH IDEAS, DESIGNS, ARRANGEMENTS, AND PLANS SHALL BE USED BY ANY PERSON FOR ANY PURPOSE OTHER THAN FOR THE SPECIFIED PROJECT OF VERDE DESIGN, INC. IN THE EVENT OF UNAUTHORIZED REPRODUCTION OR USE.

PRESSURE LOSS CALCULATIONS

TO BE REFINED

WATER EFFICIENT LANDSCAPE CALCULATIONS

TO BE REFINED

CITY OF ROSEVILLE RECYCLED WATER SPECIAL ON-SITE IRRIGATION NOTES

1. THE INSTALLATION OF THE RECYCLED WATER SYSTEM SHALL CONFORM TO THE REGULATIONS FOR THE CONSTRUCTION OF RECYCLED WATER SYSTEMS WITHIN THE CITY OF ROSEVILLE AND THE ACCOMPANYING PLANS AND SPECIFICATIONS.

2. ALL ON-SITE RECYCLED AND POTABLE WATER PIPING INSTALLED ON THIS PROJECT SHALL BE IDENTIFIED IN ACCORDANCE WITH THE CITY OF ROSEVILLE CONSTRUCTION STANDARDS FOR RECYCLED WATER INFRASTRUCTURE AND THE IRRIGATION SPECIFICATIONS.

3. CITY OF ROSEVILLE ENVIRONMENTAL UTILITIES DEPARTMENT SHALL BE NOTIFIED TWO DAYS PRIOR TO THE START OF CONSTRUCTION AT (916) 774-5750 AND EACH WORKDAY THEREAFTER UNTIL COMPLETION OF PROJECT FOR COMMERCIAL IRRIGATION SYSTEMS. CITY OF ROSEVILLE PARKS DEPARTMENT SHALL BE NOTIFIED TWO DAYS PRIOR TO THE START OF CONSTRUCTION AT (916) 746-1758 FOR LANDSCAPE CORRIDORS AND PARKS. A PRECONSTRUCTION MATERIALS INSPECTION MUST BE ARRANGED PRIOR TO THE START OF CONSTRUCTION.

4. NO FACILITY IS TO BE BACKFILLED UNTIL INSPECTED BY THE CITY OF ROSEVILLE ENVIRONMENTAL UTILITIES DEPARTMENT AND/OR PARKS DEPARTMENT INSPECTOR.

5. ALL RECYCLED WATER INFRASTRUCTURE, BOTH ON-SITE AND OFF-SITE SHALL BE INSPECTED BY CITY OF ROSEVILLE ENVIRONMENTAL UTILITIES AND/OR PARKS DEPARTMENT. FOR INSPECTION OF RECYCLED WATER SYSTEM CONTACT ENVIRONMENTAL UTILITIES AT 774-5750 FORTY-EIGHT (48) HOURS IN ADVANCE. POINTS OF INSPECTION ARE:

   5.1. PRE-CONSTRUCTION MATERIALS INSPECTION.

   5.2. IRRIGATION SYSTEM INSTALLATION BEFORE LINES ARE COVERED.

   5.3. PRESSURE TESTING.

   5.4. SYSTEM CROSS CONNECTION CONTROL TEST.

   5.5. SYSTEM COVERAGE TEST.

6. ALL RECYCLED WATER PIPING SHALL BE PURPLE COLORED PVC UNLESS OTHERWISE SPECIFIED. WHERE PURPLE PVC IS NOT USED, PIPE SHALL BE IDENTIFIED (MARKED) IN ACCORDANCE WITH THE CITY OF ROSEVILLE CONSTRUCTION STANDARDS.

7. MARKING ON THE PURPLE COLORED PVC PIPE SHALL INCLUDE THE FOLLOWING:

   7.1. "CAUTION: RECYCLED WATER- DO NOT DRINK". NOMINAL PIPE SIZE. PVC—1120. PRESSURE RATING IN POUNDS PER SQUARE INCH AT 73 DEGREES. ASTM DESIGNATIONS SUCH AS 1785, 2241, 1672, 3139. PRINTING SHALL BE PLACED CONTINUOUSLY ON TWO SIDES OF THE PIPE.

8. ALL RECYCLED WATER SPRINKLER CONTROL VALVES, VALVE RISERS, SPRINKLER RISERS, AND SWING JOINTS SHALL BE TAGGED WITH IDENTIFICATION TAGS OR ADHESIVE LABELS.

   8.1. TAGS SHALL BE WEATHERPROOF PLASTIC, 3" X 4", PURPLE COLOR WITH THE WORDS "WARNING: RECYCLED WATER- DO NOT DRINK" IMPRINTED ON ONE SIDE, AND "AVISA: AGUA IMPURA- NO TOMAR" ON THE OTHER SIDE. IMPRINTING SHALL BE PERMANENT AND BLACK IN COLOR. USE TAGS AS MANUFACTURED BY T. CHRISTY ENTERPRISES OR APPROVED EQUAL

   8.2. ONE TAG SHALL BE ATTACHED TO EACH VALVE AS FOLLOWS:
   8.2.1. ATTACH TO VALVE STEM DIRECTLY OR WITH PLASTIC TIE-WRAP, OR
   8.2.2. ATTACH TO SOLENOID WIRE DIRECTLY OR WITH PLASTIC TIE-WRAP.

   8.3. RECYCLED WATER WARNING LABELS OR STICKERS THAT ARE CONSISTENT WITH CITY OF ROSEVILLE CONSTRUCTION STANDARDS FOR RECYCLED WATER INFRASTRUCTURE AND THE IRRIGATION SPECIFICATIONS MUST BE ATTACHED TO ALL PIPING NOT IN COMPLIANCE.

   8.4. ALL SPRINKLER HEADS MUST BE DESIGNED FOR RECYCLED WATER USAGE, WITH PURPLE RECYCLED WATER WARNING CAPS.

   8.5. SPRINKLER RISERS AND SWING JOINTS SHALL BE IDENTIFIED WITH PURPLE ADHESIVE 3" X 3" LABELS. EACH LABEL SHALL STATE "RECYCLED WATER – DO NOT DRINK" IN ENGLISH AND SPANISH.

9. ALL RECYCLED WATER CONTROL VALVE BOXES SHALL BE PURPLE AND HAVE A WARNING LABEL PERMANENTLY MOLDED INTO OR AFFIXED ONTO THE LID WITH RIVETS, BOLTS, ETC. WARNING LABELS SHALL BE CONSTRUCTED OF A PURPLE WEATHERPROOF MATERIAL WITH THE WARNING PERMANENTLY STAMPED OR MOLDED INTO THE LABEL. THE WARNING SHALL CONTAIN THE FOLLOWING INFORMATION:

   9.1. "NON-POTABLE" OR "RECYCLED WATER".

   9.2. "DO NOT DRINK" IN ENGLISH AND SPANISH.

10. RECYCLED WATER QUICK COUPLING VALVES SHALL HAVE A PURPLE RUBBER OR VINYL COVER. THE COVER SHALL BE OF A LOCKING TYPE AND HAVE A WARNING PERMANENTLY STAMPED OR MOLDED AS FOLLOWS:

    10.1. "RECYCLED WATER- DO NOT DRINK" IN ENGLISH AND SPANISH.

11. PLASTIC WARNING TAPE SHALL BE USED ON ALL POTABLE WATER PIPING, POTABLE WATER WARNING TAPE SHALL BE A MINIMUM OF 3 INCHES WIDE AND SHALL RUN CONTINUOUSLY FOR THE ENTIRE LENGTH OF EACH LINE. THE TAPE SHALL BE ATTACHED TO THE TOP OF THE PIPE WITH NYLON TIE-WRAP BANDED AROUND THE WARNING TAPE AND THE PIPE EVERY FIVE FEET ON CENTER. WARNING TAPE FOR THE POTABLE WATER PIPING SHALL BE BLUE IN COLOR WITH WORDS "CAUTION: POTABLE WATER LINE BURIED BELOW" IMPRINTED IN MINIMUM 1-INCH HIGH LETTERS, BLACK IN COLOR. IMPRINTING SHALL BE CONTINUOUS AND PERMANENT.

12. ALL PRESSURE MAIN LINE PIPING FROM THE RECYCLED WATER SYSTEM SHALL BE INSTALLED TO MAINTAIN 10 FEET MINIMUM HORIZONTAL SEPARATION FROM ALL POTABLE WATER PIPING. WHERE RECYCLED AND POTABLE WATER PRESSURE MAIN LINE PIPING CROSS, THE RECYCLED WATER PIPING SHALL BE INSTALLED 12" BELOW THE POTABLE WATER PIPING OD TO OD. WHERE THE RECYCLED WATER PRESSURE MAIN LINE MUST PASS ABOVE POTABLE WATER PIPING, THE RECYCLED WATER PIPING SHALL INSTALLED IN A CLASS 200 PURPLE COLORED PVC SLEEVE WHICH EXTENDS A MINIMUM OF FIVE FEET ON EITHER SIDE OF THE POTABLE WATER PIPING. A 12" VERTICAL SEPARATION OD TO OD MUST BE MAINTAINED. CONVENTIONAL (WHITE) PVC PIPE MAY BE USED FOR SLEEVING MATERIAL IF IT IS TAPED WITH THREE-INCH WIDE PURPLE WARNING TAPE, WHICH READS "RECYCLED WATER- DO NOT DRINK".

13. ALL PRESSURE MAIN LINE PIPING FROM THE RECYCLED WATER SYSTEM SHALL BE INSTALLED TO MAINTAIN A TEN FOOT MINIMUM HORIZONTAL SEPARATION FROM ALL SANITARY SEWER LINES. WHERE RECYCLED AND SEWER CROSS, THE RECYCLED WATER PIPING SHALL BE INSTALLED A MINIMUM OF ONE FOOT ABOVE SEWER.

14. FOR ON-SITE RECLAIMED WATER PIPING, THE MINIMUM DEPTH FROM FINISH GRADE TO TOP OF PIPE SHALL BE AS FOLLOWS:

    14.1. INTERMITTENT PRESSURE LINES (ALL SIZES)…….. 18"

    14.2. CONSTANT PRESSURE LINES 2.5" AND SMALLER…….. 24"

    14.3. CONSTANT PRESSURE LINES 3" AND LARGER…….. 24"

15. PRESSURE AND CROSS CONNECTION TESTING FOR ON-SITE RECYCLED WATER SYSTEMS

    15.1. ALL TESTING OF RECYCLED WATER SYSTEMS MUST BE PERFORMED UTILIZING A POTABLE WATER SOURCE VIA A CONSTRUCTION WATER CONNECTION PER CITY OF ROSEVILLE CONSTRUCTION STANDARDS. NO RECYCLED WATER MAY ENTER A RECYCLED WATER SYSTEM UNTIL ALL TESTING IS SUCCESSFULLY COMPLETED.

    15.2. THE SOURCE OF POTABLE WATER USED FOR TESTING MUST HAVE A METER AND AN APPROVED BACK FLOW PREVENTION DEVICE. THESE CAN BE OBTAINED THROUGH THE CITY OF ROSEVILLE.

    15.3. THE CONTRACTOR SHALL PROVIDE A MEANS TO PLUMB IN PRESSURE AND CROSS CONNECTION TESTING APPARATUS AT THE POINT OF HIGHEST ELEVATION, FOR BOTH POTABLE AND CONSTANT PRESSURE RECYCLED WATER SYSTEMS.

    15.4. THE CONSTANT PRESSURE RECYCLED WATER SYSTEM INCLUDING ALL APPURTENANCES SHALL BE TESTED AT 125 PSI AT HIGHEST POINT OF ELEVATION FOR 1 HOUR WITH NO DETECTABLE LEAKAGE.

    15.5. PRESSURE TESTING MUST BE SUCCESSFULLY COMPLETED PRIOR TO CROSS CONNECTION TESTING.

    15.6. THE RECYCLED WATER SYSTEM SHALL BE TESTED FOR CROSS-CONNECTION IN ACCORDANCE WITH UNIFORM PLUMBING CODE APPENDIX J PRIOR TO USE.

    15.7. FOR PROJECTS BEING PERFORMED IN PHASES, A CROSS CONNECTION TEST SHALL BE PERFORMED ON EACH PHASE INDEPENDENTLY, BEFORE IT IS PUT INTO SERVICE. THE POTABLE WATER SOURCE USED FOR TESTING EACH PHASE MUST BE INDEPENDENT OF OTHER PREVIOUSLY COMPLETED PHASES.

    15.8. AT THE TIME A CROSS CONNECTION TEST IS TO BE PERFORMED, CONSTRUCTION ON BOTH THE POTABLE AND THE RECYCLED WATER SYSTEMS BEING TESTED MUST BE COMPLETE, AND BOTH SYSTEMS FULLY OPERATIONAL AND FUNCTIONING AS DESIGNED.

    15.9. CROSS CONNECTION TESTING SHALL BE PERFORMED ON THE SYSTEM BY CITY FORCES WITH THE ASSISTANCE OF THE CONTRACTOR. THE TEST WILL BE COORDINATED THROUGH THE ENVIRONMENTAL UTILITIES OR PARKS DEPARTMENT INSPECTOR. FORTY-EIGHT (48) HOURS NOTICE IS REQUIRED BEFORE THE TEST. DEPENDING ON THE COMPLEXITY OF THE SITE, A PRELIMINARY FIELD MEET MAY ALSO BE REQUIRED.

16. COVERAGE TEST

    16.1. ADJUST SPRAY HEADS TO ELIMINATE OVERSPRAY ONTO NATIVE OAK AREAS AND INTO AREAS NOT UNDER THE CONTROL OF THE CUSTOMER. FOR EXAMPLE: POOL DECKS, PRIVATE PATIOS, STREETS AND SIDEWALKS.

17. METER INSTALLATION

    17.1. ONCE THE ON-SITE RECYCLED WATER SYSTEM HAS BEEN PROPERLY INSPECTED AND PASSED PRESSURE AND CROSS CONNECTION TESTING, A METER MAY BE INSTALLED. THE METER MUST BE PURCHASED FROM THE CITY OF ROSEVILLE AND INSTALLED BY CITY FORCES. COORDINATE METER PURCHASE AND INSTALLATION WITH THE ENVIRONMENTAL UTILITIES OR PARKS DEPARTMENT INSPECTOR.

18. NO CONNECTION SHALL BE MADE TO THE CITY'S EXISTING RECYCLED WATER SYSTEM UNTIL THE NEW FACILITIES HAVE BEEN SUCCESSFULLY PRESSURE AND CROSS CONNECTION TESTED. TAPS TO THE EXISTING RECYCLED SYSTEM WILL BE MADE BY CITY FORCES ONLY.

    18.1. FAILURE TO COMPLY WITH ANY OR ALL OF THE ABOVE GUIDELINES VIOLATES THE CITY OF ROSEVILLE DESIGN AND CONSTRUCTION STANDARDS FOR RECYCLED WATER INFRASTRUCTURE AND WILL RESULT IN TERMINATION OF SERVICE UNTIL THE APPROPRIATE CORRECTIVE STEPS HAVE BEEN TAKEN.

IRRIGATION AUDIT, SURVEY AND IRRIGATION WATER USE ANALYSIS NOTES

1. ALL LANDSCAPE IRRIGATION AUDITS SHALL BE CONDUCTED BY A THIRD PARTY CERTIFIED LANDSCAPE IRRIGATION AUDITOR. LANDSCAPE AUDITS SHALL NOT BE CONDUCTED BY THE PERSON WHO DESIGNED THE LANDSCAPE OR INSTALLED THE LANDSCAPE.

2. IN LARGE PROJECTS OR PROJECTS WITH MULTIPLE LANDSCAPE INSTALLATIONS (I.E. PRODUCTION HOME DEVELOPMENTS) AN AUDITING RATE OF 1 IN 7 LOTS OR APPROXIMATELY 15% OF THE PROJECTS IRRIGATION VALVES SHALL SATISFY THIS REQUIREMENT.

3. FOR NEW CONSTRUCTION AND REHABILITATED LANDSCAPE PROJECTS INSTALLED AFTER DECEMBER 1, 2015, AS DESCRIBED IN SECTION 14.18.030.

4. THE PROJECT APPLICANT SHALL SUBMIT AN IRRIGATION AUDIT REPORT WITH THE CERTIFICATE OF COMPLETION TO THE LOCAL AGENCY THAT MAY INCLUDE, BUT IS NOT LIMITED TO: INSPECTION, SYSTEM TUNE UP, SYSTEM TEST DISTRIBUTION UNIFORMITY, REPORTING OVERSPRAY OR RUN OFF THAT CAUSES OVERLAND FLOW, AND PREPARATION OF AN IRRIGATION SCHEDULE, INCLUDING CONFIGURING IRRIGATION CONTROLLERS WITH APPLICATION RATE, SOIL TYPES, PLANT FACTORS, SLOPE, EXPOSURE AND ANY OTHER FACTORS NECESSARY FOR ACCURATE PROGRAMING; (ENVIRONMENTAL UTILITIES-WELO)

TO BE REFINED

A IRRIGATION EQUIPMENT LAYOUT NTS

KEY MAP

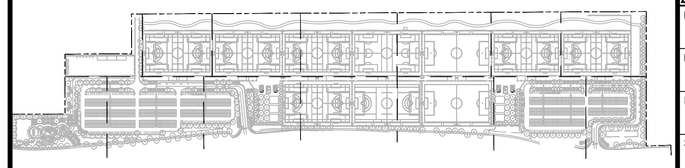

VERDE DESIGN
LANDSCAPE ARCHITECTURE
CIVIL ENGINEERING
SPORT PLANNING & DESIGN
1843 Iron Point Rd. Suite 140
Folsom, CA 95630
tel: 916.415.6554
fax: 916.415.6525
www.VerdeDesigninc.com

STAMP

CONSULTANT

SHEET TITLE
IRRIGAITON SUPPLEMENTAL INFORMATION

PROJECT NAME
ROSEVILLE SOCCER COMPLEX

PROJECT ADDRESS
2600 WESTBROOK BLVD
ROSEVILLE, CA 95747

SUBMITTAL	DATE
30% SUBMITTAL	04/29/22

NO.	REVISIONS	DATE

DRAWN BY
CHECKED BY
DATE ISSUED 04/29/2022
SCALE 1"=20'-0"
PROJ. NO. 2103800
SHEET NO. L8.15

ALL IDEAS, DESIGNS, ARRANGEMENTS, AND PLANS INDICATED OR REPRESENTED BY THIS DRAWING ARE OWNED BY AND THE PROPERTY OF VERDE DESIGN, INC. AND WERE CREATED, FOLVED, AND DEVELOPED FOR USE ON AND IN CONNECTION WITH THE SPECIFIED PROJECT. NONE OF SUCH IDEAS, DESIGNS, ARRANGEMENTS, AND PLANS SHALL BE USED BY ANY PERSON FOR ANY PURPOSE OTHER THAN THE SPECIFIED PROJECT OF VERDE DESIGN, INC. AND MAY NOT BE DISCLOSED TO OTHERS WITHOUT THE WRITTEN CONSENT OF VERDE DESIGN, INC.

DRAWING NAME: Y:\Projects-FO\2021\2103800 - Roseville # Soccer Complex\CAD_IRR-RSC.dwg
PLOT DATE: 04-28-22 PLOTTED BY: station49

ALL IDEAS, DESIGNS, ARRANGEMENTS AND PLANS INDICATED OR REPRESENTED BY THIS DRAWING ARE THE PROPERTY OF VERDE DESIGN, INC. NO PART THEREOF MAY BE USED FOR ANY PURPOSE NOT SPECIFICALLY AGREED TO IN WRITING BY VERDE DESIGN, INC.

DRAWING NAME: V:\Projects-FD\2021\210800 - Roseville Soccer Complex\CAD\JBR-HSC.dwg
PLOT DATE: 04-28-22 PLOTTED BY: alexhuo49

TO BE REFINED

IRRIGATION SCHEDULE

KEY MAP

DRAWN BY	CHECKED BY
DATE ISSUED 04/29/2022	SCALE 1"=20'-0"
PROJ. NO. 2103800	
SHEET NO. L8.16	

IRRIGATION SUPPLEMENTAL INFORMATION

VERDE DESIGN
LANDSCAPE ARCHITECTURE
CIVIL ENGINEERING
SPORT PLANNING & DESIGN
1843 Iron Point Rd. Suite 140
Folsom, CA 95630
tel: 916.415.6654
fax: 916.415.6525
www.verdedesigninc.com

STAMP

CONSULTANT

SHEET TITLE
IRRIGATION SUPPLEMENTAL INFORMATION

PROJECT NAME
ROSEVILLE SOCCER COMPLEX

PROJECT ADDRESS
2600 WESTBROOK BLVD
ROSEVILLE, CA 95747

SUBMITTAL	DATE
30% SUBMITTAL	04/29/22

NO.	REVISIONS	DATE
1		
2		
3		
4		
5		
6		
7		

TREES

CD

CEDRUS DEODORA
DEODOR CEDAR

GT

GLEDITSIA TRIACANTHOS 'SHADEMASTER'
SHADEMASTER THORNLESS HONEYLOCUST

LM

LAGERSTROMERIA MUSKOGEE
CRAPE MYRTLE

LT

LAGERSTROMERIA TUSKEGEE
CRAPE MYRTLE

LN

LAURUS NOBILIS
SWEET BAY LAUREL

MS

MAGNOLIA X SOULANGEANA 'ALEXANDRINA'
ALEXANDER MAGNOLIA

PA

PARKINSONIA ACULEATA
PALO VERDE TREE

PC

PISTACIA CHINESIS
CHINESE PISTACHE

QD

QUERCUS DOUGLASII
BLUE OAK

QV

QUERCUS VIRGINIANA
SOUTHERN LIVE OAK

UD

ULMUS DAVIDIANA VAR. JAPONICA 'MORTON'
ACCOLADE ELM

ZS

ZELKOVA SERRATA 'VILLAGE GREEN'
VILLAGE GREEN ZELKOVA

LARGE PLANTING (OVER 5' TALL)

DODONAEA VISCOSA 'PURPUREA'
PURPLE-LEAFED HOPBUSH

FORSYTHIA X INTERMEDIA 'KOLGOLD'
GOLD FORSYTHIA

GREVILLEA X 'NOELLII'
NOELL GREVILLEA


HETEROMELES ARBUTIFOLIA
TOYON


PHOTINIA FRASERI
PHOTINIA

XYLOSMA CONGESTUM 'COMPACTA'
COMPACT SHINY XYLOSMA

MEDIUM PLANTING (2'-5' TALL)

ABELIA X GRANDIFOLIA 'ED GOUCHER'
ED GOUCHER ABELIA

BERBERIS THUNBERGII 'ATROPURPUREA'
PURPLE JAPANESE BARBERRY

CALLISTEMON VIMINALIS 'LITTLE JOHN'
LITTLE JOHN'S BOTTLEBRUSH

CISTUS PURPUREUS
ORCHID ROCKROSE

HEMEROCALLIS 'PRINCE OF VENICE'
EVERGREEN DAYLILY

LOMANDRA 'BREEZE'
DWARF MAT RUSH

MUHLENBERGIA CAPRILLARIS
PINK MUHLY GRASS

MUHLENBERGIA RIGENS
DEER GRASS


SPIREA JAPONICA 'GOLDMOUND'
GOLDMOUND SPIREA

LOW PLANTING (UNDER 2' TALL)

ACACIA REDOLENS 'LOW BOY'
PROSTRATE ACACIA

ARCTOSTAPHYLOS 'EMERALD CARPET'
DWARF MANZANITA

CAREX TUMULICOLA
BERKELEY SEDGE

CISTUS SALVIFOLIUM 'PROSTATUS'
SAGELEAF ROCKROSE

DIANELLA REVOLUTA 'LITTLE REV'
LITTLE REV FLAX LILY

ERIGERON KARVINSKIANUS
SANTA BARBARA DAISY

MYOPORUM PARVIFOLIUM 'PUTAH CREEK'
MYOPORUM

ROSA X 'NOATRAUM'
PINK CARPET ROSE

KEY MAP
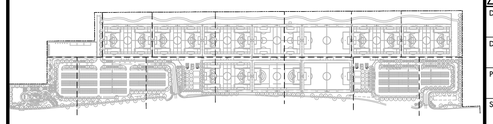

VERDE DESIGN
LANDSCAPE ARCHITECTURE
CIVIL ENGINEERING
SPORT PLANNING & DESIGN
1843 Iron Point Rd. Suite 140
Folsom, CA 95630
tel: 916.415.6554
fax: 916.415.6525
www.VerdeDesigninc.com

STAMP
REGISTERED LANDSCAPE ARCHITECT
MARK S. BAUMGART
No. 4089
Signature
EXPIRATION DATE: JULY 2023
STATE OF CALIFORNIA

CONSULTANT

SHEET TITLE
PLANTING PLAN IMAGES

PROJECT NAME
ROSEVILLE SOCCER COMPLEX

PROJECT ADDRESS
2600 WESTBROOK BLVD
ROSEVILLE, CA 95747

SUBMITTAL	DATE
30% SUBMITTAL	04/29/22

NO.	REVISIONS	DATE

DRAWN BY
CHECKED BY
DATE ISSUED 04/29/2022
SCALE 1"=20'-0"
PROJ. NO. 2103800
SHEET NO. L9.0

ALL IDEAS, DESIGNS, ARRANGEMENTS, AND PLANS INDICATED OR REPRESENTED BY THIS DRAWING ARE OWNED BY AND THE PROPERTY OF VERDE DESIGN, INC. AND WERE CREATED, EVOLVED, AND DEVELOPED FOR USE ON AND IN CONNECTION WITH THE SPECIFIED PROJECT. NONE OF SUCH IDEAS, DESIGNS, ARRANGEMENTS, AND PLANS SHALL BE USED BY ANY PERSON FOR ANY PURPOSE OTHER THAN FOR THE SPECIFIED PROJECT OF VERDE DESIGN, INC. WITHOUT THE EXPRESS WRITTEN CONSENT OF VERDE DESIGN, INC.

DRAWING NAME: Y:\Projects-FY\2021\2103800 - Roseville 6 Soccer Complex\cad_PLT-RSC.dwg
PLOT DATE: 06-23-22 PLOTTED BY: station46

PLANTING NOTES

1. CONTRACTOR SHALL PROTECT AND MAINTAIN ALL PLANT MATERIAL FROM TIME OF DELIVERY TO TIME OF FINAL ACCEPTANCE. OWNER SHALL NOT BE RESPONSIBLE FOR LOSSES DUE TO VANDALISM, THEFT OR SEVERE WEATHER.
2. CONTRACTOR SHALL PLACE PLANT MATERIALS SO THEY DO NOT INTERFERE WITH IRRIGATION SYSTEM OR INHIBIT REQUIRED COVERAGE. PLANT LOCATIONS MAY BE ADJUSTED AS LONG AS DESIGN INTENT IS NOT COMPROMISED. CONTRACTOR SHALL SET OUT PLANT MATERIAL AS PER PLAN AND RECEIVE ACCEPTANCE FROM OWNER'S REPRESENTATIVE WITH RESPECT TO PLANT HEALTH AND LOCATION PRIOR TO INSTALLATION. CONTRACTOR SHALL GIVE MINIMUM 2 WORKING DAYS NOTICE FOR OBSERVATION AND SHALL HAVE ALL PLANT MATERIAL IN SPECIFIED LOCATIONS FOR REVIEW AT ONE TIME. CONTRACTOR SHALL REPLACE ANY MATERIAL AS REQUESTED BY OWNER'S REPRESENTATIVE.
3. ALL NON-TURF PLANTING AREAS SHALL RECEIVE A 3" LAYER OF BARK MULCH TOP DRESS (UNLESS NOTED OTHERWISE). REFER TO SPECIFICATIONS.
4. WHEN WORK HAS TO OCCUR UNDER THE DRIPLINE OF EXISTING TREES NOT SCHEDULED FOR REMOVAL, THE CONTRACTOR SHALL USE ALL POSSIBLE CARE TO AVOID INJURY TO THE TREES AND TREE ROOTS. GRADE IN LINES RADIAL TO THE EXISTING TREES RATHER THAN TANGENTIAL. ALL PARTIAL CUTS OR TEARS THROUGH ROOTS TWO INCHES IN DIAMETER AND LARGER SHALL BE CUT CLEAN. TRENCHES ADJACENT TO TREES SHALL BE FILLED WITHIN 24 HOURS AFTER EXCAVATION, BUT WHERE THIS IS NOT POSSIBLE, THE SIDE OF THE TRENCH ADJACENT TO THE TREE, AND ANY EXPOSED ROOTS SHALL BE KEPT SHADED AND MOIST WITH DAMPENED BURLAP OR CANVAS.
5. ALL SHRUB AND TREE AREA SHALL RECEIVE A WEED FABRIC LAYER. INSTALL WITH STAPLES, 3" OVERLAP AND COVER WITH MULCH.
6. ALL TURF, MULCH AND PLANTERS TO RECEIVE SOIL AMENDMENTS AND SOIL PREPARATION PER SPECIFICATIONS UNLESS OTHERWISE NOTED.
7. CONTRACTOR SHALL PROVIDE JUTE NETTING IN THE ENTIRE PLANTING AREAS. STAKE JUTE NETTING 36" ON CENTER.

PLANTING LEGEND

SYM.	QTY.	SIZE	BOTANICAL/COMMON NAME	SPACING	WATER USE REQUIREMENTS PER WUCOLS REGION 2 - CENTRAL VALLEY	DET REF
TREES						
	-	15 GAL	CEDRUS DEODORA DEODOR CEDAR	PER PLAN	LOW	
	-	15 GAL	GLEDITSIA TRIACANTHOS 'SHADEMASTER' SHADEMASTER THORNLESS HONEYLOCUST	P PLAN	LOW	
	-	15 GAL	LAGERSTROEMIA INDICA 'MUSKOGEE' PINK CRAPE MYRTLE	PER PLAN	LOW	
	-	15 GAL	LAGERSTROEMIA INDICA 'TUSKEGEE' PINK CRAPE MYRTLE	PER PLAN	LOW	
	-	15 GAL	LAURUS NOBILIS SWEET BAY LAUREL	PER PLAN	LOW	
	-	15 GAL	MAGNOLIA X S. 'ALEXANDRINA' ALEXANDER MAGNOLIA	PER PLAN	MEDIUM	
		15 GAL	PARKINSONIA ACULEATA PALO VERDE TREE	PER PLAN	VERY LOW	
	-	15 GAL	PISTACIA CHINENSIS CHINESE PISTACHE	PER PLAN	LOW	
	-	15 GAL	QUERCUS DOUGLASII BLUE OAK	PER PLAN	VERY LOW	
	-	15 GAL	QUERCUS VIRGINIANA SOUTHERN LIVE OAK	PER PLAN	MEDIUM	
	-	15 GAL	ULMUS DAVIDIANA JAPONICA 'MORTON' ACCOLADE ELM	PER PLAN	MEDIUM	
	-	15 GAL	ZELKOVA SERRATA 'VILLAGE GREEN' SAWLEAF ZELKOVA	PER PLAN	MEDIUM	
LARGE PLANTING						
	-	5 GAL	DODONAEA VISCOSA 'PURPUREA' PURPLE-LEAFED HOPBRUSH	8' O.C.	LOW	
	-	5 GAL	FORSYTHIA X INTERMEDIA 'KOLGOLD' GOLD FORSYTHIA	4' O.C.	LOW	
	-	5 GAL	GREVILLEA X 'NOELLII' NOELL GREVILLEA	4' O.C.	LOW	
	-	5 GAL	HETEROMELES ARBUTIFOLIA TOYON	8' O.C.	VERY LOW	
	-	5 GAL	PHOTINIA FRASERI PHOTINIA	6' O.C.	MEDIUM	
	-	5 GAL	XYLOSMA CONGESTUM 'COMPACTA' COMPACT SHINY XYLOSMA	6' O.C.	LOW	
MEDIUM PLANTING						
	-	5 GAL	ABELIA GRANDIFLORA 'ED GOUCHER' GLOSSY ABELIA	3' O.C.	MEDIUM	
	-	5 GAL	BERBERIS THUNBERGII 'ATROPURPUREA' PURPLE JAPANESE BARBERRY	3' O.C.	MEDIUM	
	-	5 GAL	CALLISTEMON VIMINALIS 'LITTLE JOHNS' LITTLE JOHN'S BOTTLEBRUSH	2' O.C.	LOW	
	-	5 GAL	CISTUS PURPUREUS ORCHID ROCKROSE	3' O.C.	LOW	
	-	1 GAL	HEMEROCALLIS 'PRINCE OF VENICE' EVERGREEN DAYLILY	3' O.C	MEDIUM	
	-	1 GAL	LOMANDRA LONGIFOLIA 'BREEZE' DWARF MAT RUSH	3' O.C.	MEDIUM	
	-	1 GAL	MUHLENBERGIA RIGENS DEER GRASS	6' O.C.	LOW	
	-	1 GAL	MUHLENBERGIA CAPILLARIS PINK MUHLY GRASS	2' O.C.	LOW	
	-	5 GAL	SPIRAEA JAPONICA 'GOLDFLAME' GOLDFLAME SPIRAEA	3' O.C.	MEDIUM	
LOW PLANTING						
	-	1 GAL	ACACIA REDOLENS 'LOW BOY' PROSTRATE ACACIA	10' O.C.	VERY LOW	
	-	1 GAL	ARCTOSTAPHYLOS 'EMERALD CARPET' DWARF MANZANITA	4' O.C.	MEDIUM	
	-	1 GAL	CAREX TUMULICOLA BERKLEY SEDGE	2' O.C.	LOW	
	-	1 GAL	CISTUS SALVIFOLIUS 'PROSTRATUS' SAGELEAF ROCKROSE	6' O.C.	LOW	
	-	1 GAL	DIANELLA REVOLUTA 'LITTLE REV' LITTLE REV FLAX LILY	2' O.C.	LOW	
	-	1 GAL	ERIGERON KARVINSKIANUS SANTA BARBARA DAISY	3' O.C.	LOW	
	-	1 GAL	MYOPORUM PARVIFOLIUM 'PUTAH CREEK' MYOPORUM	10' O.C.	LOW	
	-	1 GAL	ROSA X 'NOATRAUM' PINK CARPET ROSE	4' O.C.	MEDIUM	
MISC.						
			TALL FESCUE BLEND SOD - REFER TO SPECIFICATIONS	11,470 S.F.	HIGH	
			NATIVE BROADCAST SEED - REFER TO SPECIFICATIONS	223,749 S.F.	HIGH	
			3" DEP. MULCH UNDER SHRUBS AND TREES REFER TO SPECIFICATIONS	25,367 S.F.	N/A	

KEY MAP

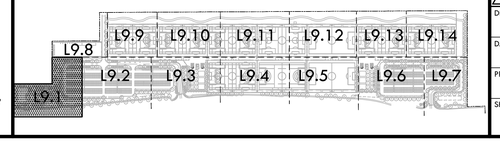

VERDE DESIGN
LANDSCAPE ARCHITECTURE
CIVIL ENGINEERING
SPORT PLANNING & DESIGN
1843 Iron Point Rd. Suite 140
Folsom, CA 95630
tel: 916.415.6554
fax: 916.415.6525
www.VerdeDesigninc.com

STAMP

REGISTERED LANDSCAPE ARCHITECT
MARK S. BAGINSKI
No. 4089
Signature
EXPIRATION DATE: JULY 2023
STATE OF CALIFORNIA

CONSULTANT

SHEET TITLE
PLANTING PLAN

PROJECT NAME
ROSEVILLE SOCCER COMPLEX

PROJECT ADDRESS
2600 WESTBROOK BLVD
ROSEVILLE, CA 95747

SUBMITTAL	DATE
30% SUBMITTAL	04/29/22

NO.	REVISIONS	DATE

DRAWN BY
CHECKED BY
DATE ISSUED 04/29/2022
SCALE 1"=20'-0"
PROJ. NO. 2103800
SHEET NO. L9.1

ALL IDEAS, DESIGNS, ARRANGEMENTS, AND PLANS INDICATED OR REPRESENTED BY THIS DRAWING ARE OWNED BY AND ARE PROPERTY OF VERDE DESIGN, INC. AND WERE CREATED, FORMED, AND DEVELOPED FOR USE ON AND IN CONNECTION WITH THE SPECIFIED PROJECT. NONE OF THE AFORESAID IDEAS, DESIGNS, ARRANGEMENTS, AND PLANS MAY BE USED BY ANY PERSON OR ENTITY FOR ANY PURPOSE WHATSOEVER, OTHER THAN FOR THE SPECIFIED PROJECT OF VERDE DESIGN, INC. WITHOUT THE PRIOR WRITTEN CONSENT OF VERDE DESIGN, INC.

DRAWING NAME: Y:\Projects-FC\2021\2103800 - Roseville 6 Soccer Complex\CAD_PLT-RSC.dwg
PLOT DATE: 06-24-22 PLOTTED BY: station46

PLANTING NOTES

1. CONTRACTOR SHALL PROTECT AND MAINTAIN ALL PLANT MATERIAL FROM TIME OF DELIVERY TO TIME OF FINAL ACCEPTANCE. OWNER SHALL NOT BE RESPONSIBLE FOR LOSSES DUE TO VANDALISM, THEFT OR SEVERE WEATHER.
2. CONTRACTOR SHALL PLACE PLANT MATERIALS SO THEY DO NOT INTERFERE WITH IRRIGATION SYSTEM OR INHIBIT REQUIRED COVERAGE. PLANT LOCATIONS MAY BE ADJUSTED AS LONG AS DESIGN INTENT IS NOT COMPROMISED. CONTRACTOR SHALL SET OUT PLANT MATERIAL AS PER PLAN AND RECEIVE ACCEPTANCE FROM OWNER'S REPRESENTATIVE WITH RESPECT TO PLANT HEALTH AND LOCATION PRIOR TO INSTALLATION. CONTRACTOR SHALL GIVE MINIMUM 2 WORKING DAYS NOTICE FOR OBSERVATION AND SHALL HAVE ALL PLANT MATERIAL IN SPECIFIED LOCATIONS FOR REVIEW AT ONE TIME. CONTRACTOR SHALL REPLACE ANY MATERIAL AS REQUESTED BY OWNER'S REPRESENTATIVE.
3. ALL NON-TURF PLANTING AREAS SHALL RECEIVE A 3" LAYER OF BARK MULCH TOP DRESS (UNLESS NOTED OTHERWISE). REFER TO SPECIFICATIONS.
4. WHEN WORK HAS TO OCCUR UNDER THE DRIPLINE OF EXISTING TREES NOT SCHEDULED FOR REMOVAL, THE CONTRACTOR SHALL USE ALL POSSIBLE CARE TO AVOID INJURY TO THE TREES AND TREE ROOTS. GRADE IN LINES RADIAL TO THE EXISTING TREES RATHER THAN TANGENTIAL. ALL PARTIAL CUTS OR TEARS THROUGH ROOTS TWO INCHES IN DIAMETER AND LARGER SHALL BE CUT CLEAN. TRENCHES ADJACENT TO TREES SHALL BE FILLED WITHIN 24 HOURS AFTER EXCAVATION, BUT WHERE THIS IS NOT POSSIBLE, THE SIDE OF THE TRENCH ADJACENT TO THE TREE, AND ANY EXPOSED ROOTS SHALL BE KEPT SHADED AND MOIST WITH DAMPENED BURLAP OR CANVAS.
5. ALL SHRUB AND TREE AREA SHALL RECEIVE A WEED FABRIC LAYER. INSTALL WITH STAPLES, 3" OVERLAP AND COVER WITH MULCH.
6. ALL TURF, MULCH AND PLANTERS TO RECEIVE SOIL AMENDMENTS AND SOIL PREPARATION PER SPECIFICATIONS UNLESS OTHERWISE NOTED.
7. CONTRACTOR SHALL PROVIDE JUTE NETTING IN THE ENTIRE PLANTING AREAS. STAKE JUTE NETTING 36" ON CENTER.

PLANTING LEGEND

SYM.	QTY.	SIZE	BOTANICAL/COMMON NAME	SPACING	WATER USE REQUIREMENTS PER WUCOLS REGION 2 - CENTRAL VALLEY	DET REF
TREES						
	-	15 GAL	CEDRUS DEODORA DEODOR CEDAR	PER PLAN	LOW	
	-	15 GAL	GLEDITSIA TRIACANTHOS 'SHADEMASTER' SHADEMASTER THORNLESS HONEYLOCUST	P PLAN	LOW	
	-	15 GAL	LAGERSTROEMIA INDICA 'MUSKOGEE' PINK CRAPE MYRTLE	PER PLAN	LOW	
	-	15 GAL	LAGERSTROEMIA INDICA 'TUSKEGEE' PINK CRAPE MYRTLE	PER PLAN	LOW	
	-	15 GAL	LAURUS NOBILIS SWEET BAY LAUREL	PER PLAN	LOW	
	-	15 GAL	MAGNOLIA X S. 'ALEXANDRINA' ALEXANDER MAGNOLIA	PER PLAN	MEDIUM	
		15 GAL	PARKINSONIA ACULEATA PALO VERDE TREE	PER PLAN	VERY LOW	
	-	15 GAL	PISTACIA CHINENSIS CHINESE PISTACHE	PER PLAN	LOW	
	-	15 GAL	QUERCUS DOUGLASII BLUE OAK	PER PLAN	VERY LOW	
	-	15 GAL	QUERCUS VIRGINIANA SOUTHERN LIVE OAK	PER PLAN	MEDIUM	
	-	15 GAL	ULMUS DAVIDIANA JAPONICA 'MORTON' ACCOLADE ELM	PER PLAN	MEDIUM	
	-	15 GAL	ZELKOVA SERRATA 'VILLAGE GREEN' SAWLEAF ZELKOVA	PER PLAN	MEDIUM	
LARGE PLANTING						
	-	5 GAL	DODONAEA VISCOSA 'PURPUREA' PURPLE-LEAFED HOPBRUSH	8' O.C.	LOW	
	-	5 GAL	FORSYTHIA X INTERMEDIA 'KOLGOLD' GOLD FORSYTHIA	4' O.C.	LOW	
	-	5 GAL	GREVILLEA X 'NOELLII' NOELL GREVILLEA	4' O.C.	LOW	
	-	5 GAL	HETEROMELES ARBUTIFOLIA TOYON	8' O.C.	VERY LOW	
	-	5 GAL	PHOTINIA FRASERI PHOTINIA	6' O.C.	MEDIUM	
	-	5 GAL	XYLOSMA CONGESTUM 'COMPACTA' COMPACT SHINY XYLOSMA	6' O.C.	LOW	
MEDIUM PLANTING						
	-	5 GAL	ABELIA GRANDIFLORA 'ED GOUCHER' GLOSSY ABELIA	3' O.C.	MEDIUM	
	-	5 GAL	BERBERIS THUNBERGII 'ATROPURPUREA' PURPLE JAPANESE BARBERRY	3' O.C.	MEDIUM	
	-	5 GAL	CALLISTEMON VIMINALIS 'LITTLE JOHNS' LITTLE JOHN'S BOTTLEBRUSH	2' O.C.	LOW	
	-	5 GAL	CISTUS PURPUREUS ORCHID ROCKROSE	3' O.C.	LOW	
	-	1 GAL	HEMEROCALLIS 'PRINCE OF VENICE' EVERGREEN DAYLILY	3' O.C	MEDIUM	
	-	1 GAL	LOMANDRA LONGIFOLIA 'BREEZE' DWARF MAT RUSH	3' O.C.	MEDIUM	
	-	1 GAL	MUHLENBERGIA RIGENS DEER GRASS	6' O.C.	LOW	
	-	1 GAL	MUHLENBERGIA CAPILLARIS PINK MUHLY GRASS	2' O.C.	LOW	
	-	5 GAL	SPIRAEA JAPONICA 'GOLDFLAME' GOLDFLAME SPIRAEA	3' O.C.	MEDIUM	
LOW PLANTING						
	-	1 GAL	ACACIA REDOLENS 'LOW BOY' PROSTRATE ACACIA	10' O.C.	VERY LOW	
	-	1 GAL	ARCTOSTAPHYLOS 'EMERALD CARPET' DWARF MANZANITA	4' O.C.	MEDIUM	
	-	1 GAL	CAREX TUMULICOLA BERKLEY SEDGE	2' O.C.	LOW	
	-	1 GAL	CISTUS SALVIFOLIUS 'PROSTRATUS' SAGELEAF ROCKROSE	6' O.C.	LOW	
	-	1 GAL	DIANELLA REVOLUTA 'LITTLE REV' LITTLE REV FLAX LILY	2' O.C.	LOW	
	-	1 GAL	ERIGERON KARVINSKIANUS SANTA BARBARA DAISY	3' O.C.	LOW	
	-	1 GAL	MYOPORUM PARVIFOLIUM 'PUTAH CREEK' MYOPORUM	10' O.C.	LOW	
	-	1 GAL	ROSA X 'NOATRAUM' PINK CARPET ROSE	4' O.C.	MEDIUM	
MISC.						
			TALL FESCUE BLEND SOD - REFER TO SPECIFICATIONS	11,470 S.F.	HIGH	
			NATIVE BROADCAST SEED - REFER TO SPECIFICATIONS	223,749 S.F.	HIGH	
			3" DEP. MULCH UNDER SHRUBS AND TREES REFER TO SPECIFICATIONS	25,367 S.F.	N/A	

KEY MAP

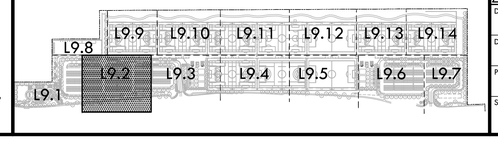

VERDE DESIGN
LANDSCAPE ARCHITECTURE
CIVIL ENGINEERING
SPORT PLANNING & DESIGN
1843 Iron Point Rd. Suite 140
Folsom, CA 95630
tel: 916.415.6554
fax: 916.415.6525
www.VerdeDesigninc.com

STAMP

REGISTERED LANDSCAPE ARCHITECT
MARK S. BAGINSKI
No. 4089
Signature
EXPIRATION DATE: JULY 2023
STATE OF CALIFORNIA

CONSULTANT

SHEET TITLE
PLANTING PLAN

PROJECT NAME
ROSEVILLE SOCCER COMPLEX

PROJECT ADDRESS
2600 WESTBROOK BLVD
ROSEVILLE, CA 95747

SUBMITTAL	DATE
30% SUBMITTAL	04/29/22

NO.	REVISIONS	DATE

DRAWN BY
CHECKED BY
DATE ISSUED 04/29/2022
SCALE 1"=20'-0"
PROJ. NO. 2103800
SHEET NO. L9.2

ALL IDEAS, DESIGNS, ARRANGEMENTS, AND PLANS INDICATED OR REPRESENTED BY THIS DRAWING ARE OWNED BY AND THE PROPERTY OF VERDE DESIGN, INC. AND WERE CREATED, EVOLVED, AND DEVELOPED FOR USE ON AND IN CONNECTION WITH THIS SPECIFIED PROJECT. NONE OF SUCH IDEAS, DESIGNS, ARRANGEMENTS, OR PLANS MAY BE USED BY ANY PERSON OR ENTITY FOR ANY OTHER PURPOSE WITHOUT THE EXPRESS WRITTEN CONSENT OF VERDE DESIGN, INC.

PLANTING NOTES

1. CONTRACTOR SHALL PROTECT AND MAINTAIN ALL PLANT MATERIAL FROM TIME OF DELIVERY TO TIME OF FINAL ACCEPTANCE. OWNER SHALL NOT BE RESPONSIBLE FOR LOSSES DUE TO VANDALISM, THEFT OR SEVERE WEATHER.
2. CONTRACTOR SHALL PLACE PLANT MATERIALS SO THEY DO NOT INTERFERE WITH IRRIGATION SYSTEM OR INHIBIT REQUIRED COVERAGE. PLANT LOCATIONS MAY BE ADJUSTED AS LONG AS DESIGN INTENT IS NOT COMPROMISED. CONTRACTOR SHALL SET OUT PLANT MATERIAL AS PER PLAN AND RECEIVE ACCEPTANCE FROM OWNER'S REPRESENTATIVE WITH RESPECT TO PLANT HEALTH AND LOCATION PRIOR TO INSTALLATION. CONTRACTOR SHALL GIVE MINIMUM 2 WORKING DAYS NOTICE FOR OBSERVATION AND SHALL HAVE ALL PLANT MATERIAL IN SPECIFIED LOCATIONS FOR REVIEW AT ONE TIME. CONTRACTOR SHALL REPLACE ANY MATERIAL AS REQUESTED BY OWNER'S REPRESENTATIVE.
3. ALL NON-TURF PLANTING AREAS SHALL RECEIVE A 3" LAYER OF BARK MULCH TOP DRESS (UNLESS NOTED OTHERWISE). REFER TO SPECIFICATIONS.
4. WHEN WORK HAS TO OCCUR UNDER THE DRIPLINE OF EXISTING TREES NOT SCHEDULED FOR REMOVAL, THE CONTRACTOR SHALL USE ALL POSSIBLE CARE TO AVOID INJURY TO THE TREES AND TREE ROOTS. GRADE IN LINES RADIAL TO THE EXISTING TREES RATHER THAN TANGENTIAL. ALL PARTIAL CUTS OR TEARS THROUGH ROOTS TWO INCHES IN DIAMETER AND LARGER SHALL BE CUT CLEAN. TRENCHES ADJACENT TO TREES SHALL BE FILLED WITHIN 24 HOURS AFTER EXCAVATION, BUT WHERE THIS IS NOT POSSIBLE, THE SIDE OF THE TRENCH ADJACENT TO THE TREE, AND ANY EXPOSED ROOTS SHALL BE KEPT SHADED AND MOIST WITH DAMPENED BURLAP OR CANVAS.
5. ALL SHRUB AND TREE AREA SHALL RECEIVE A WEED FABRIC LAYER. INSTALL WITH STAPLES, 3" OVERLAP AND COVER WITH MULCH.
6. ALL TURF, MULCH AND PLANTERS TO RECEIVE SOIL AMENDMENTS AND SOIL PREPARATION PER SPECIFICATIONS UNLESS OTHERWISE NOTED.
7. CONTRACTOR SHALL PROVIDE JUTE NETTING IN THE ENTIRE PLANTING AREAS. STAKE JUTE NETTING 36" ON CENTER.

PLANTING LEGEND

SYM.	QTY.	SIZE	BOTANICAL/COMMON NAME	SPACING	WATER USE REQUIREMENTS PER WUCOLS REGION 2 - CENTRAL VALLEY	DET REF
TREES						
	-	15 GAL	CEDRUS DEODORA DEODOR CEDAR	PER PLAN	LOW	
	-	15 GAL	GLEDITSIA TRIACANTHOS 'SHADEMASTER' SHADEMASTER THORNLESS HONEYLOCUST	P PLAN	LOW	
	-	15 GAL	LAGERSTROEMIA INDICA 'MUSKOGEE' PINK CRAPE MYRTLE	PER PLAN	LOW	
	-	15 GAL	LAGERSTROEMIA INDICA 'TUSKEGEE' PINK CRAPE MYRTLE	PER PLAN	LOW	
	-	15 GAL	LAURUS NOBILIS SWEET BAY LAUREL	PER PLAN	LOW	
	-	15 GAL	MAGNOLIA X S. 'ALEXANDRINA' ALEXANDER MAGNOLIA	PER PLAN	MEDIUM	
		15 GAL	PARKINSONIA ACULEATA PALO VERDE TREE	PER PLAN	VERY LOW	
	-	15 GAL	PISTACIA CHINENSIS CHINESE PISTACHE	PER PLAN	LOW	
	-	15 GAL	QUERCUS DOUGLASII BLUE OAK	PER PLAN	VERY LOW	
	-	15 GAL	QUERCUS VIRGINIANA SOUTHERN LIVE OAK	PER PLAN	MEDIUM	
	-	15 GAL	ULMUS DAVIDIANA JAPONICA 'MORTON' ACCOLADE ELM	PER PLAN	MEDIUM	
	-	15 GAL	ZELKOVA SERRATA 'VILLAGE GREEN' SAWLEAF ZELKOVA	PER PLAN	MEDIUM	
LARGE PLANTING						
	-	5 GAL	DODONAEA VISCOSA 'PURPUREA' PURPLE-LEAFED HOPBRUSH	8' O.C.	LOW	
	-	5 GAL	FORSYTHIA X INTERMEDIA 'KOLGOLD' GOLD FORSYTHIA	4' O.C.	LOW	
	-	5 GAL	GREVILLEA X 'NOELLII' NOELL GREVILLEA	4' O.C.	LOW	
	-	5 GAL	HETEROMELES ARBUTIFOLIA TOYON	8' O.C.	VERY LOW	
	-	5 GAL	PHOTINIA FRASERI PHOTINIA	6' O.C.	MEDIUM	
	-	5 GAL	XYLOSMA CONGESTUM 'COMPACTA' COMPACT SHINY XYLOSMA	6' O.C.	LOW	
MEDIUM PLANTING						
	-	5 GAL	ABELIA GRANDIFLORA 'ED GOUCHER' GLOSSY ABELIA	3' O.C.	MEDIUM	
	-	5 GAL	BERBERIS THUNBERGII 'ATROPURPUREA' PURPLE JAPANESE BARBERRY	3' O.C.	MEDIUM	
	-	5 GAL	CALLISTEMON VIMINALIS 'LITTLE JOHNS' LITTLE JOHN'S BOTTLEBRUSH	2' O.C.	LOW	
	-	5 GAL	CISTUS PURPUREUS ORCHID ROCKROSE	3' O.C.	LOW	
	-	1 GAL	HEMEROCALLIS 'PRINCE OF VENICE' EVERGREEN DAYLILY	3' O.C	MEDIUM	
	-	1 GAL	LOMANDRA LONGIFOLIA 'BREEZE' DWARF MAT RUSH	3' O.C.	MEDIUM	
	-	1 GAL	MUHLENBERGIA RIGENS DEER GRASS	6' O.C.	LOW	
	-	1 GAL	MUHLENBERGIA CAPILLARIS PINK MUHLY GRASS	2' O.C.	LOW	
	-	5 GAL	SPIRAEA JAPONICA 'GOLDFLAME' GOLDFLAME SPIRAEA	3' O.C.	MEDIUM	
LOW PLANTING						
	-	1 GAL	ACACIA REDOLENS 'LOW BOY' PROSTRATE ACACIA	10' O.C.	VERY LOW	
	-	1 GAL	ARCTOSTAPHYLOS 'EMERALD CARPET' DWARF MANZANITA	4' O.C.	MEDIUM	
	-	1 GAL	CAREX TUMULICOLA BERKLEY SEDGE	2' O.C.	LOW	
	-	1 GAL	CISTUS SALVIFOLIUS 'PROSTRATUS' SAGELEAF ROCKROSE	6' O.C.	LOW	
	-	1 GAL	DIANELLA REVOLUTA 'LITTLE REV' LITTLE REV FLAX LILY	2' O.C.	LOW	
	-	1 GAL	ERIGERON KARVINSKIANUS SANTA BARBARA DAISY	3' O.C.	LOW	
	-	1 GAL	MYOPORUM PARVIFOLIUM 'PUTAH CREEK' MYOPORUM	10' O.C.	LOW	
	-	1 GAL	ROSA X 'NOATRAUM' PINK CARPET ROSE	4' O.C.	MEDIUM	
MISC.						
			TALL FESCUE BLEND SOD - REFER TO SPECIFICATIONS	11,470 S.F.	HIGH	
			NATIVE BROADCAST SEED - REFER TO SPECIFICATIONS	223,749 S.F.	HIGH	
			3" DEP. MULCH UNDER SHRUBS AND TREES REFER TO SPECIFICATIONS	25,367 S.F.	N/A	

KEY MAP

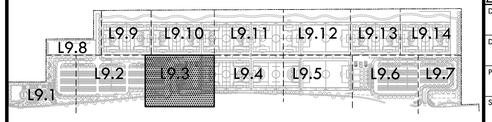

NORTH

0' 10' 20' 40' 80'

VERDE DESIGN
LANDSCAPE ARCHITECTURE
CIVIL ENGINEERING
SPORT PLANNING & DESIGN
1843 Iron Point Rd. Suite 140
Folsom, CA 95630
tel: 916.415.6554
fax: 916.415.6525
www.VerdeDesigninc.com

STAMP

REGISTERED LANDSCAPE ARCHITECT
MARK S. BAGINSKI
No. 4089
Signature
EXPIRATION DATE: JULY 2023
STATE OF CALIFORNIA

CONSULTANT

SHEET TITLE
PLANTING PLAN

PROJECT NAME
ROSEVILLE SOCCER COMPLEX

PROJECT ADDRESS
2600 WESTBROOK BLVD
ROSEVILLE, CA 95747

SUBMITTAL	DATE
30% SUBMITTAL	04/29/22

NO.	REVISIONS	DATE

DRAWN BY
CHECKED BY
DATE ISSUED 04/29/2022
SCALE 1"=20'-0"
PROJ. NO. 2103800
SHEET NO. L9.3

PLANTING PLAN

ALL IDEAS, DESIGNS, ARRANGEMENTS, AND PLANS INDICATED OR REPRESENTED BY THIS DRAWING ARE OWNED BY AND ARE PROPERTY OF VERDE DESIGN, INC. AND WERE CREATED, FORMED, AND DEVELOPED FOR USE ON AND IN CONNECTION WITH THE SPECIFIED PROJECT. NONE OF THE AFORESAID IDEAS, DESIGNS, ARRANGEMENTS, AND PLANS SHALL BE USED BY ANY PERSONS FOR ANY PURPOSES WHATSOEVER OTHER THAN IN CONNECTION WITH THE SPECIFIED PROJECT.

DRAWING NAME: Y:\Projects-FC\2021\2103800 - Roseville 6 Soccer Complex\cad_PLT-RSC.dwg
PLOT DATE: 06-23-22 PLOTTED BY: station46

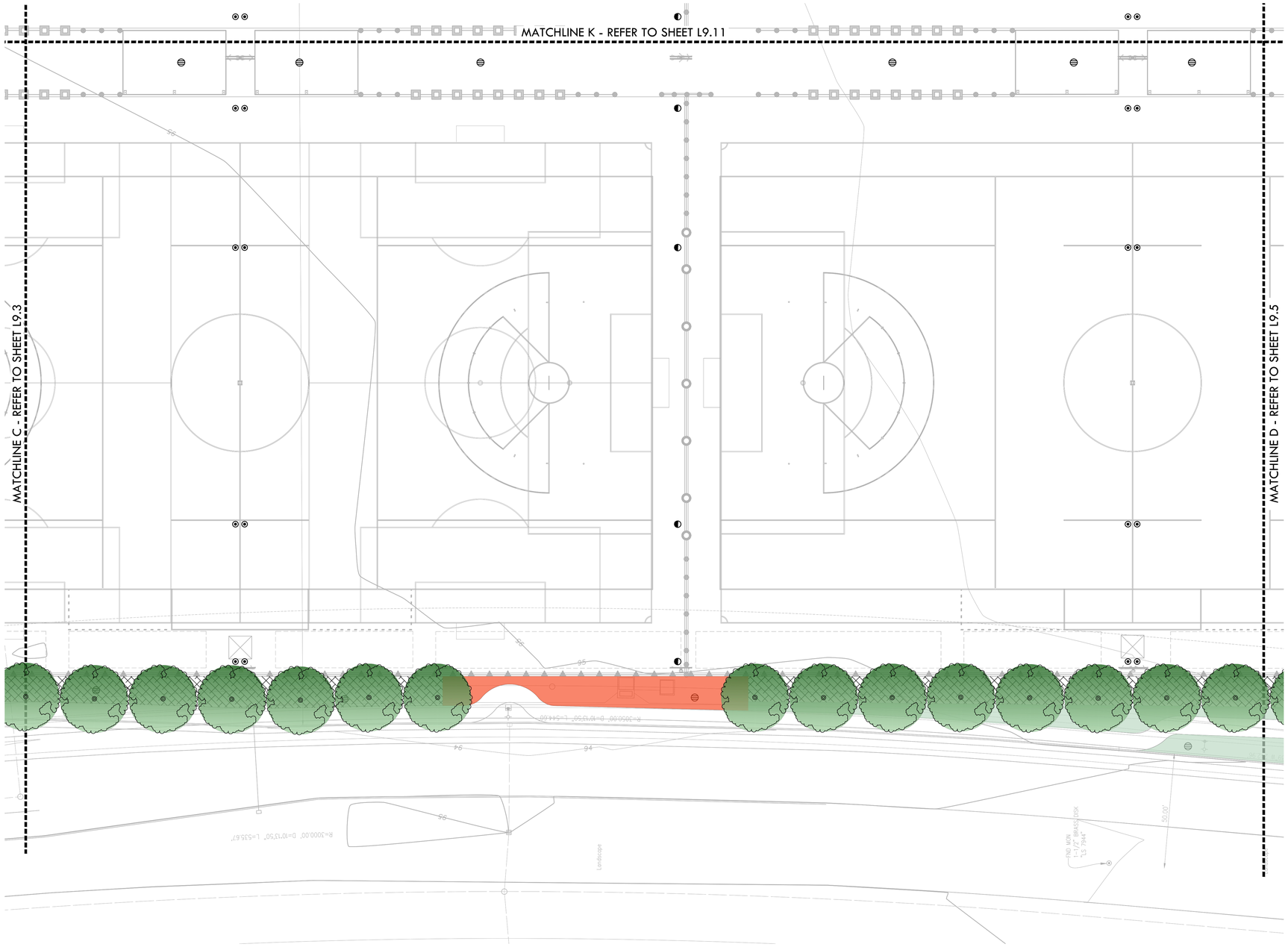

PLANTING NOTES

1. CONTRACTOR SHALL PROTECT AND MAINTAIN ALL PLANT MATERIAL FROM TIME OF DELIVERY TO TIME OF FINAL ACCEPTANCE. OWNER SHALL NOT BE RESPONSIBLE FOR LOSSES DUE TO VANDALISM, THEFT OR SEVERE WEATHER.
2. CONTRACTOR SHALL PLACE PLANT MATERIALS SO THEY DO NOT INTERFERE WITH IRRIGATION SYSTEM OR INHIBIT REQUIRED COVERAGE. PLANT LOCATIONS MAY BE ADJUSTED AS LONG AS DESIGN INTENT IS NOT COMPROMISED. CONTRACTOR SHALL SET OUT PLANT MATERIAL AS PER PLAN AND RECEIVE ACCEPTANCE FROM OWNER'S REPRESENTATIVE WITH RESPECT TO PLANT HEALTH AND LOCATION PRIOR TO INSTALLATION. CONTRACTOR SHALL GIVE MINIMUM 2 WORKING DAYS NOTICE FOR OBSERVATION AND SHALL HAVE ALL PLANT MATERIAL IN SPECIFIED LOCATIONS FOR REVIEW AT ONE TIME. CONTRACTOR SHALL REPLACE ANY MATERIAL AS REQUESTED BY OWNER'S REPRESENTATIVE.
3. ALL NON-TURF PLANTING AREAS SHALL RECEIVE A 3" LAYER OF BARK MULCH TOP DRESS (UNLESS NOTED OTHERWISE). REFER TO SPECIFICATIONS.
4. WHEN WORK HAS TO OCCUR UNDER THE DRIPLINE OF EXISTING TREES NOT SCHEDULED FOR REMOVAL, THE CONTRACTOR SHALL USE ALL POSSIBLE CARE TO AVOID INJURY TO THE TREES AND TREE ROOTS. GRADE IN LINES RADIAL TO THE EXISTING TREES RATHER THAN TANGENTIAL. ALL PARTIAL CUTS OR TEARS THROUGH ROOTS TWO INCHES IN DIAMETER AND LARGER SHALL BE CUT CLEAN. TRENCHES ADJACENT TO TREES SHALL BE FILLED WITHIN 24 HOURS AFTER EXCAVATION, BUT WHERE THIS IS NOT POSSIBLE, THE SIDE OF THE TRENCH ADJACENT TO THE TREE, AND ANY EXPOSED ROOTS SHALL BE KEPT SHADED AND MOIST WITH DAMPENED BURLAP OR CANVAS.
5. ALL SHRUB AND TREE AREA SHALL RECEIVE A WEED FABRIC LAYER. INSTALL WITH STAPLES, 3" OVERLAP AND COVER WITH MULCH.
6. ALL TURF, MULCH AND PLANTERS TO RECEIVE SOIL AMENDMENTS AND SOIL PREPARATION PER SPECIFICATIONS UNLESS OTHERWISE NOTED.
7. CONTRACTOR SHALL PROVIDE JUTE NETTING IN THE ENTIRE PLANTING AREAS. STAKE JUTE NETTING 36" ON CENTER.

PLANTING LEGEND

SYM.	QTY.	SIZE	BOTANICAL/COMMON NAME	SPACING	WATER USE REQUIREMENTS PER WUCOLS REGION 2 - CENTRAL VALLEY	DET REF
TREES						
	-	15 GAL	CEDRUS DEODORA DEODOR CEDAR	PER PLAN	LOW	
	-	15 GAL	GLEDITSIA TRIACANTHOS 'SHADEMASTER' SHADEMASTER THORNLESS HONEYLOCUST	P PLAN	LOW	
	-	15 GAL	LAGERSTROEMIA INDICA 'MUSKOGEE' PINK CRAPE MYRTLE	PER PLAN	LOW	
	-	15 GAL	LAGERSTROEMIA INDICA 'TUSKEGEE' PINK CRAPE MYRTLE	PER PLAN	LOW	
	-	15 GAL	LAURUS NOBILIS SWEET BAY LAUREL	PER PLAN	LOW	
	-	15 GAL	MAGNOLIA X S. 'ALEXANDRINA' ALEXANDER MAGNOLIA	PER PLAN	MEDIUM	
		15 GAL	PARKINSONIA ACULEATA PALO VERDE TREE	PER PLAN	VERY LOW	
	-	15 GAL	PISTACIA CHINENSIS CHINESE PISTACHE	PER PLAN	LOW	
	-	15 GAL	QUERCUS DOUGLASII BLUE OAK	PER PLAN	VERY LOW	
	-	15 GAL	QUERCUS VIRGINIANA SOUTHERN LIVE OAK	PER PLAN	MEDIUM	
	-	15 GAL	ULMUS DAVIDIANA JAPONICA 'MORTON' ACCOLADE ELM	PER PLAN	MEDIUM	
	-	15 GAL	ZELKOVA SERRATA 'VILLAGE GREEN' SAWLEAF ZELKOVA	PER PLAN	MEDIUM	
LARGE PLANTING						
	-	5 GAL	DODONAEA VISCOSA 'PURPUREA' PURPLE-LEAFED HOPBRUSH	8' O.C.	LOW	
	-	5 GAL	FORSYTHIA X INTERMEDIA 'KOLGOLD' GOLD FORSYTHIA	4' O.C.	LOW	
	-	5 GAL	GREVILLEA X 'NOELLII' NOELL GREVILLEA	4' O.C.	LOW	
	-	5 GAL	HETEROMELES ARBUTIFOLIA TOYON	8' O.C.	VERY LOW	
	-	5 GAL	PHOTINIA FRASERI PHOTINIA	6' O.C.	MEDIUM	
	-	5 GAL	XYLOSMA CONGESTUM 'COMPACTA' COMPACT SHINY XYLOSMA	6' O.C.	LOW	
MEDIUM PLANTING						
	-	5 GAL	ABELIA GRANDIFLORA 'ED GOUCHER' GLOSSY ABELIA	3' O.C.	MEDIUM	
	-	5 GAL	BERBERIS THUNBERGII 'ATROPURPUREA' PURPLE JAPANESE BARBERRY	3' O.C.	MEDIUM	
	-	5 GAL	CALLISTEMON VIMINALIS 'LITTLE JOHNS' LITTLE JOHN'S BOTTLEBRUSH	2' O.C.	LOW	
	-	5 GAL	CISTUS PURPUREUS ORCHID ROCKROSE	3' O.C.	LOW	
	-	1 GAL	HEMEROCALLIS 'PRINCE OF VENICE' EVERGREEN DAYLILY	3' O.C	MEDIUM	
	-	1 GAL	LOMANDRA LONGIFOLIA 'BREEZE' DWARF MAT RUSH	3' O.C.	MEDIUM	
	-	1 GAL	MUHLENBERGIA RIGENS DEER GRASS	6' O.C.	LOW	
	-	1 GAL	MUHLENBERGIA CAPILLARIS PINK MUHLY GRASS	2' O.C.	LOW	
	-	5 GAL	SPIRAEA JAPONICA 'GOLDFLAME' GOLDFLAME SPIRAEA	3' O.C.	MEDIUM	
LOW PLANTING						
	-	1 GAL	ACACIA REDOLENS 'LOW BOY' PROSTRATE ACACIA	10' O.C.	VERY LOW	
	-	1 GAL	ARCTOSTAPHYLOS 'EMERALD CARPET' DWARF MANZANITA	4' O.C.	MEDIUM	
	-	1 GAL	CAREX TUMULICOLA BERKLEY SEDGE	2' O.C.	LOW	
	-	1 GAL	CISTUS SALVIFOLIUS 'PROSTRATUS' SAGELEAF ROCKROSE	6' O.C.	LOW	
	-	1 GAL	DIANELLA REVOLUTA 'LITTLE REV' LITTLE REV FLAX LILY	2' O.C.	LOW	
	-	1 GAL	ERIGERON KARVINSKIANUS SANTA BARBARA DAISY	3' O.C.	LOW	
	-	1 GAL	MYOPORUM PARVIFOLIUM 'PUTAH CREEK' MYOPORUM	10' O.C.	LOW	
	-	1 GAL	ROSA X 'NOATRAUM' PINK CARPET ROSE	4' O.C.	MEDIUM	
MISC.						
			TALL FESCUE BLEND SOD - REFER TO SPECIFICATIONS	11,470 S.F.	HIGH	
			NATIVE BROADCAST SEED - REFER TO SPECIFICATIONS	223,749 S.F.	HIGH	
			3" DEP. MULCH UNDER SHRUBS AND TREES REFER TO SPECIFICATIONS	25,367 S.F.	N/A	

KEY MAP

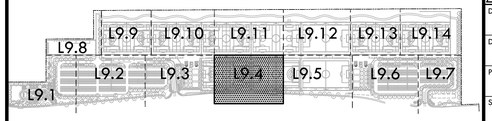

NORTH

0' 10' 20' 40' 80'

VERDE DESIGN
LANDSCAPE ARCHITECTURE
CIVIL ENGINEERING
SPORT PLANNING & DESIGN
1843 Iron Point Rd. Suite 140
Folsom, CA 95630
tel: 916.415.6554
fax: 916.415.6525
www.VerdeDesigninc.com

STAMP

REGISTERED LANDSCAPE ARCHITECT
MARK S. BAGINSKI
No. 4089
Signature
EXPIRATION DATE: JULY 2023
STATE OF CALIFORNIA

CONSULTANT

SHEET TITLE
PLANTING PLAN

PROJECT NAME
ROSEVILLE SOCCER COMPLEX

PROJECT ADDRESS
2600 WESTBROOK BLVD
ROSEVILLE, CA 95747

SUBMITTAL	DATE
30% SUBMITTAL	04/29/22

NO.	REVISIONS	DATE

DRAWN BY
CHECKED BY
DATE ISSUED 04/29/2022
SCALE 1"=20'-0"
PROJ. NO. 2103800
SHEET NO. L9.4

ALL IDEAS, DESIGNS, ARRANGEMENTS, AND PLANS INDICATED OR REPRESENTED BY THIS DRAWING ARE OWNED BY AND ARE PROPERTY OF VERDE DESIGN, INC. AND WERE CREATED, EVOLVED AND DEVELOPED FOR USE ON AND IN CONNECTION WITH THE SPECIFIED PROJECT. NONE OF SUCH IDEAS, DESIGNS, ARRANGEMENTS, AND PLANS MAY BE USED BY ANY PERSON OR ENTITY FOR ANY PURPOSE OTHER THAN FOR THE SPECIFIED PROJECT OF VERDE DESIGN, INC. WITHOUT THE WRITTEN PERMISSION OF VERDE DESIGN, INC.

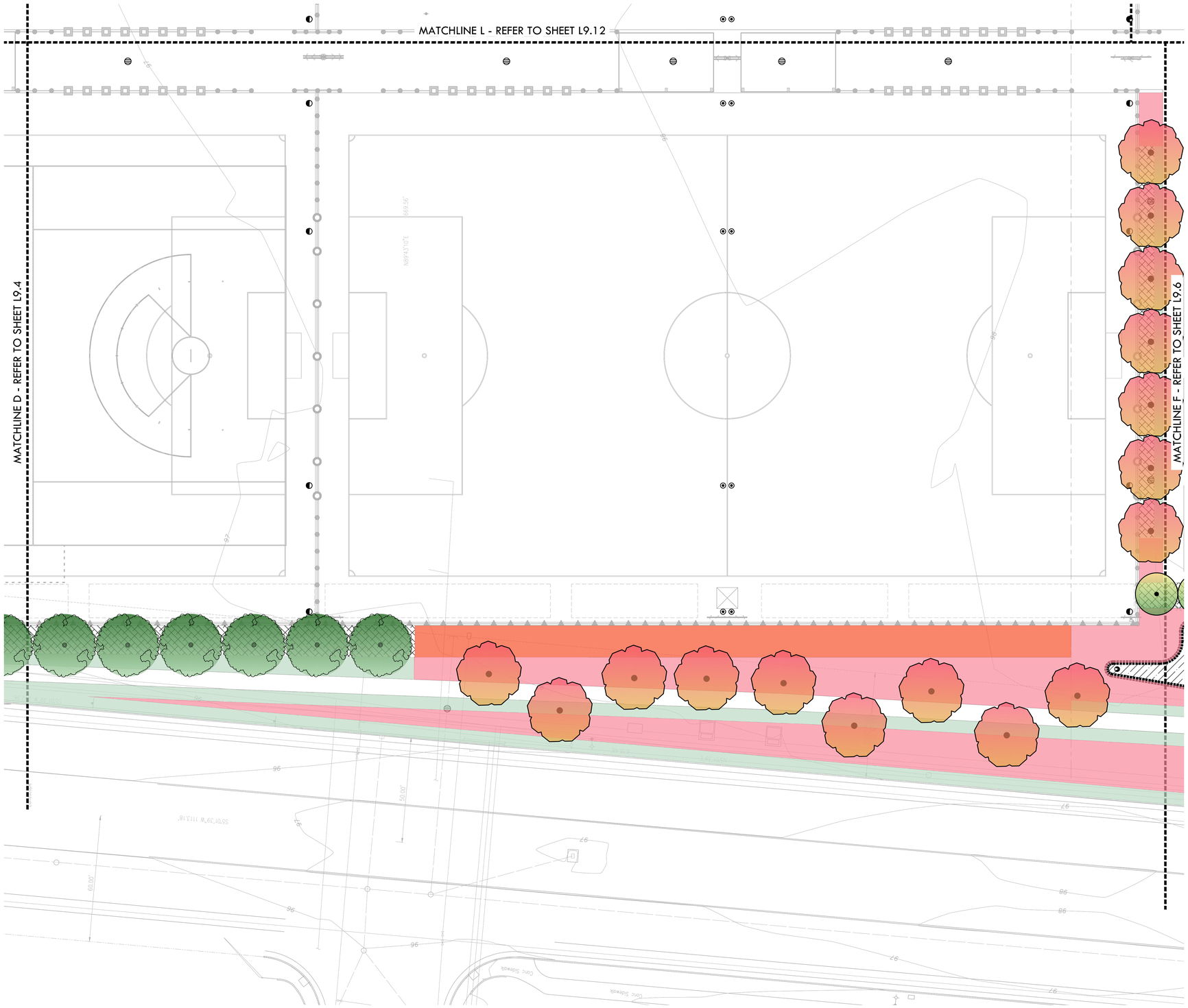

PLANTING NOTES

1. CONTRACTOR SHALL PROTECT AND MAINTAIN ALL PLANT MATERIAL FROM TIME OF DELIVERY TO TIME OF FINAL ACCEPTANCE. OWNER SHALL NOT BE RESPONSIBLE FOR LOSSES DUE TO VANDALISM, THEFT OR SEVERE WEATHER.
2. CONTRACTOR SHALL PLACE PLANT MATERIALS SO THEY DO NOT INTERFERE WITH IRRIGATION SYSTEM OR INHIBIT REQUIRED COVERAGE. PLANT LOCATIONS MAY BE ADJUSTED AS LONG AS DESIGN INTENT IS NOT COMPROMISED. CONTRACTOR SHALL SET OUT PLANT MATERIAL AS PER PLAN AND RECEIVE ACCEPTANCE FROM OWNER'S REPRESENTATIVE WITH RESPECT TO PLANT HEALTH AND LOCATION PRIOR TO INSTALLATION. CONTRACTOR SHALL GIVE MINIMUM 2 WORKING DAYS NOTICE FOR OBSERVATION AND SHALL HAVE ALL PLANT MATERIAL IN SPECIFIED LOCATIONS FOR REVIEW AT ONE TIME. CONTRACTOR SHALL REPLACE ANY MATERIAL AS REQUESTED BY OWNER'S REPRESENTATIVE.
3. ALL NON-TURF PLANTING AREAS SHALL RECEIVE A 3" LAYER OF BARK MULCH TOP DRESS (UNLESS NOTED OTHERWISE). REFER TO SPECIFICATIONS.
4. WHEN WORK HAS TO OCCUR UNDER THE DRIPLINE OF EXISTING TREES NOT SCHEDULED FOR REMOVAL, THE CONTRACTOR SHALL USE ALL POSSIBLE CARE TO AVOID INJURY TO THE TREES AND TREE ROOTS. GRADE IN LINES RADIAL TO THE EXISTING TREES RATHER THAN TANGENTIAL. ALL PARTIAL CUTS OR TEARS THROUGH ROOTS TWO INCHES IN DIAMETER AND LARGER SHALL BE CUT CLEAN. TRENCHES ADJACENT TO TREES SHALL BE FILLED WITHIN 24 HOURS AFTER EXCAVATION, BUT WHERE THIS IS NOT POSSIBLE, THE SIDE OF THE TRENCH ADJACENT TO THE TREE, AND ANY EXPOSED ROOTS SHALL BE KEPT SHADED AND MOIST WITH DAMPENED BURLAP OR CANVAS.
5. ALL SHRUB AND TREE AREA SHALL RECEIVE A WEED FABRIC LAYER. INSTALL WITH STAPLES, 3" OVERLAP AND COVER WITH MULCH.
6. ALL TURF, MULCH AND PLANTERS TO RECEIVE SOIL AMENDMENTS AND SOIL PREPARATION PER SPECIFICATIONS UNLESS OTHERWISE NOTED.
7. CONTRACTOR SHALL PROVIDE JUTE NETTING IN THE ENTIRE PLANTING AREAS. STAKE JUTE NETTING 36" ON CENTER.

PLANTING LEGEND

SYM.	QTY.	SIZE	BOTANICAL/COMMON NAME	SPACING	WATER USE REQUIREMENTS PER WUCOLS REGION 2 - CENTRAL VALLEY	DET REF
TREES						
	-	15 GAL	CEDRUS DEODORA DEODOR CEDAR	PER PLAN	LOW	
	-	15 GAL	GLEDITSIA TRIACANTHOS 'SHADEMASTER' SHADEMASTER THORNLESS HONEYLOCUST	P PLAN	LOW	
	-	15 GAL	LAGERSTROEMIA INDICA 'MUSKOGEE' PINK CRAPE MYRTLE	PER PLAN	LOW	
	-	15 GAL	LAGERSTROEMIA INDICA 'TUSKEGEE' PINK CRAPE MYRTLE	PER PLAN	LOW	
	-	15 GAL	LAURUS NOBILIS SWEET BAY LAUREL	PER PLAN	LOW	
	-	15 GAL	MAGNOLIA X S. 'ALEXANDRINA' ALEXANDER MAGNOLIA	PER PLAN	MEDIUM	
		15 GAL	PARKINSONIA ACULEATA PALO VERDE TREE	PER PLAN	VERY LOW	
	-	15 GAL	PISTACIA CHINENSIS CHINESE PISTACHE	PER PLAN	LOW	
	-	15 GAL	QUERCUS DOUGLASII BLUE OAK	PER PLAN	VERY LOW	
	-	15 GAL	QUERCUS VIRGINIANA SOUTHERN LIVE OAK	PER PLAN	MEDIUM	
	-	15 GAL	ULMUS DAVIDIANA JAPONICA 'MORTON' ACCOLADE ELM	PER PLAN	MEDIUM	
	-	15 GAL	ZELKOVA SERRATA 'VILLAGE GREEN' SAWLEAF ZELKOVA	PER PLAN	MEDIUM	
LARGE PLANTING						
	-	5 GAL	DODONAEA VISCOSA 'PURPUREA' PURPLE-LEAFED HOPBRUSH	8' O.C.	LOW	
	-	5 GAL	FORSYTHIA X INTERMEDIA 'KOLGOLD' GOLD FORSYTHIA	4' O.C.	LOW	
	-	5 GAL	GREVILLEA X 'NOELLII' NOÉLL GREVILLEA	4' O.C.	LOW	
	-	5 GAL	HETEROMELES ARBUTIFOLIA TOYON	8' O.C.	VERY LOW	
	-	5 GAL	PHOTINIA FRASERI PHOTINIA	6' O.C.	MEDIUM	
	-	5 GAL	XYLOSMA CONGESTUM 'COMPACTA' COMPACT SHINY XYLOSMA	6' O.C.	LOW	
MEDIUM PLANTING						
	-	5 GAL	ABELIA GRANDIFLORA 'ED GOUCHER' GLOSSY ABELIA	3' O.C.	MEDIUM	
	-	5 GAL	BERBERIS THUNBERGII 'ATROPURPUREA' PURPLE JAPANESE BARBERRY	3' O.C.	MEDIUM	
	-	5 GAL	CALLISTEMON VIMINALIS 'LITTLE JOHNS' LITTLE JOHN'S BOTTLEBRUSH	2' O.C.	LOW	
	-	5 GAL	CISTUS PURPUREUS ORCHID ROCKROSE	3' O.C.	LOW	
	-	1 GAL	HEMEROCALLIS 'PRINCE OF VENICE' EVERGREEN DAYLILY	3' O.C	MEDIUM	
	-	1 GAL	LOMANDRA LONGIFOLIA 'BREEZE' DWARF MAT RUSH	3' O.C.	MEDIUM	
	-	1 GAL	MUHLENBERGIA RIGENS DEER GRASS	6' O.C.	LOW	
	-	1 GAL	MUHLENBERGIA CAPILLARIS PINK MUHLY GRASS	2' O.C.	LOW	
	-	5 GAL	SPIRAEA JAPONICA 'GOLDFLAME' GOLDFLAME SPIRAEA	3' O.C.	MEDIUM	
LOW PLANTING						
	-	1 GAL	ACACIA REDOLENS 'LOW BOY' PROSTRATE ACACIA	10' O.C.	VERY LOW	
	-	1 GAL	ARCTOSTAPHYLOS 'EMERALD CARPET' DWARF MANZANITA	4' O.C.	MEDIUM	
	-	1 GAL	CAREX TUMULICOLA BERKLEY SEDGE	2' O.C.	LOW	
	-	1 GAL	CISTUS SALVIFOLIUS 'PROSTRATUS' SAGELEAF ROCKROSE	6' O.C.	LOW	
	-	1 GAL	DIANELLA REVOLUTA 'LITTLE REV' LITTLE REV FLAX LILY	2' O.C.	LOW	
	-	1 GAL	ERIGERON KARVINSKIANUS SANTA BARBARA DAISY	3' O.C.	LOW	
	-	1 GAL	MYOPORUM PARVIFOLIUM 'PUTAH CREEK' MYOPORUM	10' O.C.	LOW	
	-	1 GAL	ROSA X 'NOATRAUM' PINK CARPET ROSE	4' O.C.	MEDIUM	
MISC.						
			TALL FESCUE BLEND SOD - REFER TO SPECIFICATIONS	11,470 S.F.	HIGH	
			NATIVE BROADCAST SEED - REFER TO SPECIFICATIONS	223,749 S.F.	HIGH	
			3" DEP. MULCH UNDER SHRUBS AND TREES REFER TO SPECIFICATIONS	25,367 S.F.	N/A	

KEY MAP

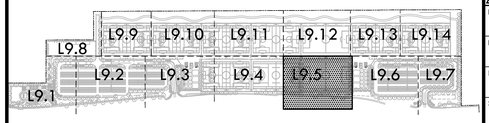

VERDE DESIGN
LANDSCAPE ARCHITECTURE
CIVIL ENGINEERING
SPORT PLANNING & DESIGN
1843 Iron Point Rd. Suite 140
Folsom, CA 95630
tel: 916.415.6554
fax: 916.415.6525
www.VerdeDesigninc.com

STAMP

REGISTERED LANDSCAPE ARCHITECT
MARK S. BAGINSKI
No. 4089
Signature
EXPIRATION DATE: JULY 2023
STATE OF CALIFORNIA

CONSULTANT

SHEET TITLE
PLANTING PLAN

PROJECT NAME
ROSEVILLE SOCCER COMPLEX

PROJECT ADDRESS
2600 WESTBROOK BLVD
ROSEVILLE, CA 95747

SUBMITTAL	DATE
30% SUBMITTAL	04/29/22

NO.	REVISIONS	DATE

DRAWN BY	CHECKED BY
DATE ISSUED 04/29/2022	SCALE 1"=20'-0"
PROJ. NO. 2103800	
SHEET NO. L9.5	

ALL IDEAS, DESIGNS, ARRANGEMENTS, AND PLANS INDICATED OR REPRESENTED BY THIS DRAWING ARE OWNED BY AND THE PROPERTY OF VERDE DESIGN, INC. AND WERE CREATED, FORMED, AND DEVELOPED FOR USE ON AND IN CONNECTION WITH THE SPECIFIED PROJECT. NONE OF SUCH IDEAS, DESIGNS, ARRANGEMENTS, AND PLANS SHALL BE USED BY ANY PERSON FOR ANY PURPOSE VIOLATING THE RIGHTS OF VERDE DESIGN, INC. AND WITHOUT THE WRITTEN CONSENT OF VERDE DESIGN, INC.

DRAWING NAME: Y:\Projects-FD\2021\2103800 - Roseville & Soccer Complex\psd_PLT-R3C.dwg
PLOT DATE: 06-23-22 PLOTTED BY: station46