

Roseville Soccer Complex

Roseville, CA

EQUIPMENT LAYOUT

INCLUDES:

- Soccer 1
- Soccer 10
- Soccer 2
- Soccer 3
- Soccer 4
- Soccer 5
- Soccer 6
- Soccer 7
- Soccer 8
- Soccer 9

Electrical System Requirements: Refer to Amperage Draw Chart and/or the "Musco Control System Summary" for electrical sizing.

Installation Requirements: Results assume ± 3% nominal voltage at line side of the driver and structures located within 3 feet (1m) of design locations.

EQUIPMENT LIST FOR AREAS SHOWN

Pole				Luminaires		
QTY	LOCATION	SIZE	GRADE ELEVATION	MOUNTING HEIGHT	LUMINAIRE TYPE	QTY / POLE
2	S1, S15	70'	-	70'	TLC-LED-1200	1
					TLC-LED-1500	2
11	S10, S12, S14, S17, S19, S27, S2, S4, S29, S6, S8	70'	-	70'	TLC-LED-1500	4
6	S11, S13, S3, S5, S7, S9	70'	-	70'	TLC-LED-1500	4
					TLC-LED-1200	2
2	S16, S30	70'	-	70'	TLC-LED-1500	3
1	S18	70'	-	70'	TLC-LED-1500	6
2	S20, S26	70'	-	70'	TLC-LED-1500	6/3*
2	S21, S25	70'	-	70'	TLC-LED-1500	4/4*
2	S22, S24	70'	-	70'	TLC-LED-1500	6/6*
1	S23	70'	-	70'	TLC-LED-1200	2*
					TLC-LED-1500	4/2*
1	S28	70'	-	70'	TLC-LED-1500	6
1	S31	70'	-	70'	TLC-LED-1200	2
					TLC-LED-600	2
1	S32	70'	-	70'	TLC-LED-600	2
					TLC-LED-900	4
					TLC-LED-1200	2
1	S33	70'	-	70'	TLC-LED-600	2
					TLC-LED-900	2
					TLC-LED-1200	4
1	S34	70'	-	70'	TLC-LED-900	6
					TLC-LED-1200	2
1	S35	70'	-	70'	TLC-LED-1200	2
					TLC-LED-900	3
					TLC-LED-1500	2
1	S36	70'	-	70'	TLC-LED-900	2
					TLC-LED-1500	4
1	S37	70'	-	70'	TLC-LED-900	1
					TLC-LED-1500	2
37	TOTALS					214

* This structure utilizes a back-to-back mounting configuration

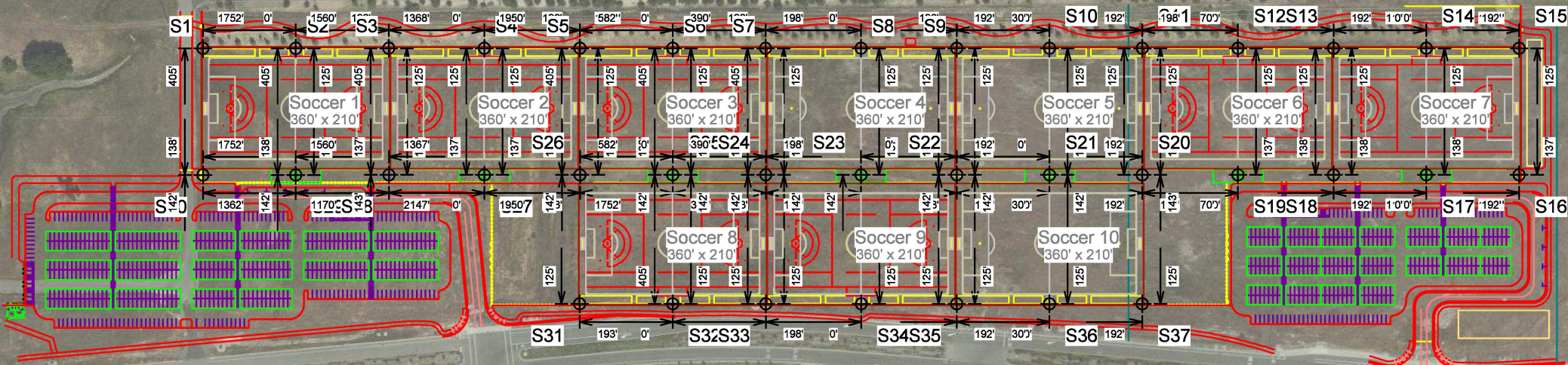
SINGLE LUMINAIRE AMPERAGE DRAW CHART

Ballast Specifications (.90 min power factor)	Line Amperage Per Luminaire (max draw)						
	208 (60)	220 (60)	240 (60)	277 (60)	347 (60)	380 (60)	480 (60)
Single Phase Voltage							
TLC-LED-1500	8.5	8.1	7.4	6.4	5.1	4.7	3.7
TLC-LED-1200	7.0	6.6	6.1	5.2	4.2	4.0	3.0
TLC-LED-600	3.4	3.2	3.0	2.6	2.0	1.9	1.5
TLC-LED-900	5.3	5.0	4.6	4.0	3.2	2.9	2.3

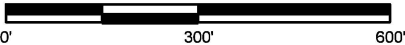


Not to be reproduced in whole or part without the written consent of Musco Sports Lighting, LLC. ©1981, 2022 Musco Sports Lighting, LLC.

EQUIPMENT LAYOUT



SCALE IN FEET 1 : 300



Pole location(s) ⚡ dimensions are relative to 0,0 reference point(s) ⊗

Roseville Soccer Complex

Roseville,CA

GRID SUMMARY	
Name:	75ft Elev. Blanket Grid
Size:	360' x 210'
Spacing:	15.0' x 15.0'
Height:	75.0' above grade

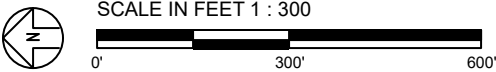
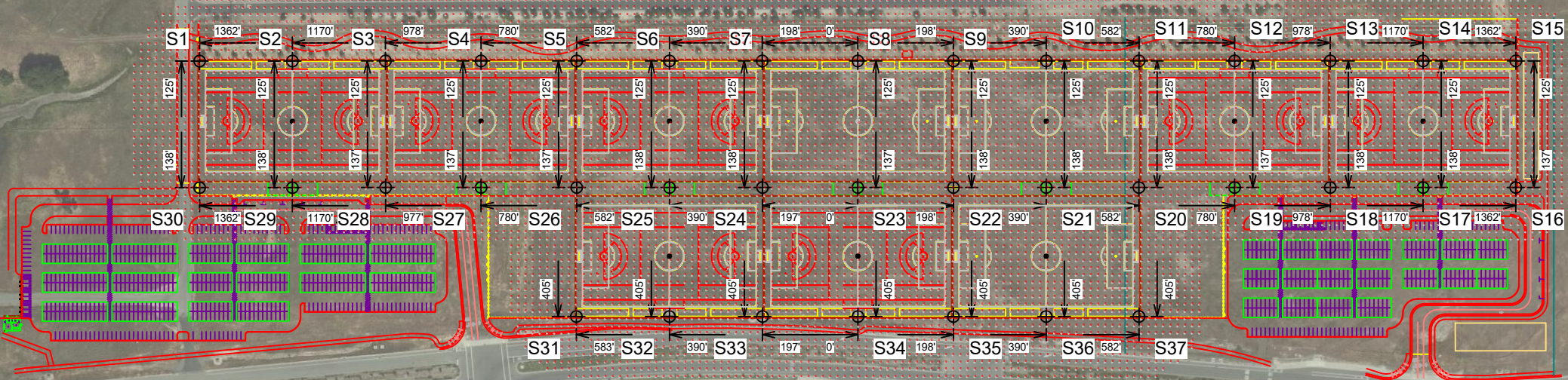
ILLUMINATION SUMMARY	
MAINTAINED HORIZONTAL FOOTCANDLES	
	Entire Grid
Scan Average:	0.00
Maximum:	0
Minimum:	0
Avg / Min:	-
Max / Min:	-
UG (adjacent pts):	0.00
No. of Points:	8490
LUMINAIRE INFORMATION	
Applied Circuits:	A, B, C, D, E, F, G, H, I, J
No. of Luminaires:	214
Total Load:	283.92 kW

Guaranteed Performance: The ILLUMINATION described above is guaranteed per your Musco Warranty document and includes a 0.95 dirt depreciation factor.

Field Measurements: Individual field measurements may vary from computer-calculated predictions and should be taken in accordance with IESNA RP-6-15.

Electrical System Requirements: Refer to Amperage Draw Chart and/or the "Musco Control System Summary" for electrical sizing.

Installation Requirements: Results assume ± 3% nominal voltage at line side of the driver and structures located within 3 feet (1m) of design locations.



Pole location(s) ⚓ dimensions are relative to 0,0 reference point(s) ⊗



We Make It Happen.®

Not to be reproduced in whole or part without the written consent of Musco Sports Lighting, LLC. ©1981, 2022 Musco Sports Lighting, LLC.

ILLUMINATION SUMMARY

