



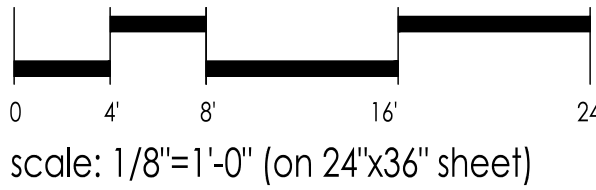
FRONT ELEVATION



LEFT ELEVATION



FRONT PERSPECTIVE



**Anthem  
United**  
Roseville, Ca.

**A1.01**  
**EXTERIOR ELEVATIONS - APT. BLDG A - 24 PLEX**  
**WINDING CREEK APARTMENTS**  
3338 Blue Oaks Avenue - Roseville, CA







BACK ELEVATION



RIGHT ELEVATION



BACK PERSPECTIVE

0 4' 8' 16' 24'  
scale: 1/8"=1'-0" (on 24"x36" sheet)

**Anthem  
United**  
Roseville, Ca.

**A1.02**  
**EXTERIOR ELEVATIONS - APT. BLDG A - 24 PLEX**  
**WINDING CREEK APARTMENTS**  
3338 Blue Oaks Avenue - Roseville, CA





FRONT ELEVATION



LEFT ELEVATION



FRONT PERSPECTIVE

0 4' 8' 16' 24'  
scale: 1/8"=1'-0" (on 24"x36" sheet)

**Anthem  
United**  
Roseville, Ca.

**A1.03**  
**EXTERIOR ELEVATIONS - APT. BLDG A - 24 PLEX - ALT COLORS**  
**WINDING CREEK APARTMENTS**  
3338 Blue Oaks Avenue - Roseville, CA







BACK ELEVATION



RIGHT ELEVATION



BACK PERSPECTIVE

0 4' 8' 16' 24'  
scale: 1/8"=1'-0" (on 24"x36" sheet)

**Anthem  
United**  
Roseville, Ca.

**A1.04**  
**EXTERIOR ELEVATIONS - APT. BLDG A - 24 PLEX - ALT. COLORS**  
**WINDING CREEK APARTMENTS**  
3338 Blue Oaks Avenue - Roseville, CA







FRONT ELEVATION



LEFT ELEVATION



FRONT PERSPECTIVE

0 4' 8' 16' 24'  
scale: 1/8"=1'-0" (on 24"x36" sheet)

**Anthem  
United**  
Roseville, Ca.

**A2.01**  
**EXTERIOR ELEVATIONS - APT. BLDG B - 24 PLEX**  
**WINDING CREEK APARTMENTS**  
3338 Blue Oaks Avenue - Roseville, CA







BACK ELEVATION



RIGHT ELEVATION




BACK PERSPECTIVE

0 4' 8' 16' 24'  
scale: 1/8"=1'-0" (on 24"x36" sheet)

**Anthem  
United**  
Roseville, Ca.

**A2.02**  
**EXTERIOR ELEVATIONS - APT. BLDG B - 24 PLEX**  
**WINDING CREEK APARTMENTS**  
3338 Blue Oaks Avenue - Roseville, CA







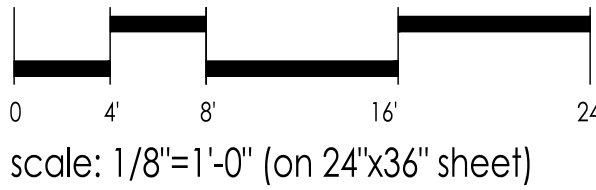
FRONT ELEVATION



LEFT ELEVATION




FRONT PERSPECTIVE



**Anthem  
United**  
Roseville, Ca.

**A2.03**  
**EXTERIOR ELEVATIONS - APT. BLDG B - 24 PLEX - ALT COLORS**  
**WINDING CREEK APARTMENTS**  
3338 Blue Oaks Avenue - Roseville, CA







BACK ELEVATION



RIGHT ELEVATION



BACK PERSPECTIVE

0 4' 8' 16' 24'  
scale: 1/8"=1'-0" (on 24"x36" sheet)

**Anthem  
United**  
Roseville, Ca.

**A2.04**  
**EXTERIOR ELEVATIONS - APT. BLDG B - 24 PLEX - ALT COLORS**  
**WINDING CREEK APARTMENTS**  
3338 Blue Oaks Avenue - Roseville, CA







FRONT ELEVATION



LEFT ELEVATION




FRONT PERSPECTIVE

0 4' 8' 16' 24'  
scale: 1/8"=1'-0" (on 24"x36" sheet)

**Anthem  
United**  
5RVHYLOOH & D

**A4.01**  
**EXTERIOR ELEVATIONS - COMMUNITY CLUBHOUSE**  
**WINDING CREEK APARTMENTS**  
3338 Blue Oaks Avenue - Roseville, CA







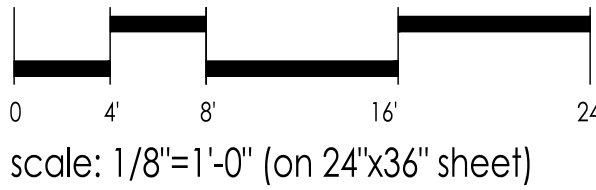
BACK ELEVATION



RIGHT ELEVATION



BACK PERSPECTIVE



**Anthem  
United**  
Roseville, Ca.

**A4.02**  
**EXTERIOR ELEVATIONS - COMMUNITY CLUBHOUSE**  
**WINDING CREEK APARTMENTS**  
3338 Blue Oaks Avenue - Roseville, CA

