









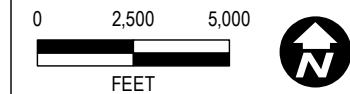


LEGEND

-  Planning Area
- Landuse**
- Residential**
-  Low-Density Residential (LDR)
-  Medium-Density Residential (MDR)
-  High-Density Residential (HDR)
- Commercial**
-  Neighborhood Commercial (NC)
-  Community Commercial (CC)
-  Regional Commercial (RC)
- Office**
-  Business Professional (BP)
- Industrial**
-  Light Industrial (LI)
-  General Industrial (IND)
-  Tech/Business Park (T/BP)
-  Transfer Station (TS)
- Special Areas**
-  Central Business District (CBD)
-  Public/Quasi-Public (PQP)
-  Parks and Recreation (PR)
-  Open Space (OS)
-  Urban Reserve (UR)
- Combining Uses**
-  Floodplain (FP)
-  Study Area (SA)
-  Village Center (VC)



Last updated: October 2022

